
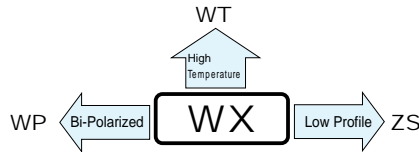


WX series 5.5mmL Chip Type



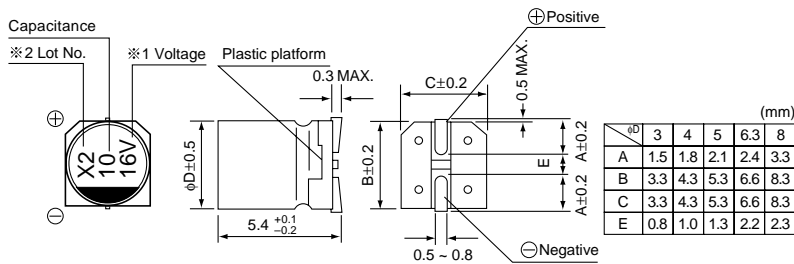
- Chip type with 5.5mm height.
- Designed for surface mounting on high density PC board.
- Applicable to automatic mounting machine using carrier tape.
- Load life of 2000 hours at 85°C.



Specifications

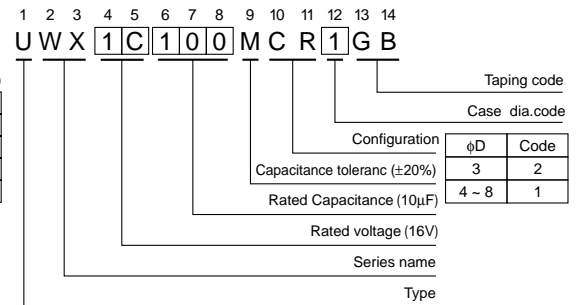
Item	Performance Characteristics									
Category Temperature Range	-40 ~ +85°C									
Rated Voltage Range	4 ~ 50V									
Rated Capacitance Range	0.1 ~ 330μF									
Capacitance Tolerance	±20% at 120Hz, 20°C									
Leakage Current	After 2 minutes' application of rated voltage, leakage current is not more than 0.01CV or 3 (μA), whichever is greater.									
tan δ	Measurement frequency : 120Hz, Temperature : 20°C									
	Rated voltage (V)	4	6.3	10	16	25	35	50	Values in () applicable to WR, φ3 case size.	
tan δ (MAX.)	0.35 (0.40)	0.26 (0.30)	0.20 (0.24)	0.16 (0.19)	0.14 (0.16)	0.12 (0.14)	0.12 (0.14)			
Stability at Low Temperature	Measurement frequency : 120Hz									
	Rated voltage (V)		4	6.3	10	16	25	35	50	
	Impedance ratio	Z-25°C / Z+20°C	7	4	3	2	2	2	2	
	ZT / Z20 (MAX.)	Z-40°C / Z+20°C	15	8	8	4	4	3	3	
Endurance	After 2000 hours' application of rated voltage at 85°C, capacitors meet the characteristic requirements listed at right.		Capacitance change		Within ±20% of initial value (Within ±25% for 4 V and φ3, WR series units)					
			tan δ		200% or less of initial specified value					
			Leakage Current		Initial specified value or less					
Shelf Life	After leaving capacitors under no load at 85°C for 1000 hours, they meet the specified value for endurance characteristics listed above.									
Resistance to soldering heat	The capacitors shall be kept on the hot plate maintained at 250°C for 30 seconds. After removing from the hot plate and restored at room temperature, they meet the characteristic requirements listed at right.		Capacitance change		Within ±10% of initial value					
			tan δ		Initial specified value or less					
			Leakage current		Initial specified value or less					
Marking	Black print on the case top.									

Chip Type



- ※1. Voltage mark for 6.3V is 「6V」.
- In case of marking for φ3 units, 「V」 for rated voltage is omitted.
- ※2. In case of marking for φ3 units, Lot No. is expressed by a digit (month code).

Type numbering system (Example : 16V 10μF)



- In the case of size φ3 in (), parentheses, use WX in the 2nd and 3rd digit and put a [2] in the 12th digit of type numbering system.

■ Dimension table in next page.

■ Dimensions

Cap. (μF)	Code	V		4		6.3		10		16		25		35		50		
		0G	0J	1A	1C	1E	1V	1H										
0.1	0R1																4 (3)	1.0
0.22	R22																4 (3)	2.0
0.33	R33																4 (3)	2.8
0.47	R47																4 (3)	4.0
1	010																4 (3)	8.4 (8.0)
2.2	2R2														3	8.4	4 (3)	13 (10)
3.3	3R3														3	10	4	17
4.7	4R7												4 (3)	16 (12)	4	18	● 5	20 (18)
10	100								4 (3)	23 (18)	● 5	27 (24)	● 5	29 (24)	○ 6.3	33 (30)	○ 6.3	33 (30)
22	220	3	19	4 (3)	28 (21)	● 5	33 (30)	● 5	37 (30)	○ 6.3	42 (38)	○ 6.3	46 (39)	□ 8	52 (43)	□ 8	52 (43)	
33	330	4	28	● 5	37 (34)	● 5	41 (34)	○ 6.3	49 (44)	○ 6.3	52 (46)	□ 8	62 (53)	8	71			
47	470	4	33	● 5	45 (40)	○ 6.3	52 (47)	○ 6.3	58 (52)	□ 8	70 (60)	8	80					
56	560	5	42	○ 6.3	52 (46)	○ 6.3	57 (50)	○ 6.3	63 (57)	□ 8	76 (65)							
100	101	5	56	○ 6.3	70 (47)	○ 6.3	76 (54)	6.3	86	8	110							
150	151	6.3	79	6.3	71	□ 8	111 (76)											
220	221	6.3	96	□ 8	110 (74)	8	135											
330	331	8	145	8	170													Case size Rated ripple

() is also available with φ3mm upon request.

Rated Ripple (mA rms) at 85°C 120Hz

In this case of size φ3 in (), parentheses, use WX at 2nd and 3rd digit and put [2] at the 12th digit of type numbering system.

() = φ 3 units and WR series.

Size φ4 is available for capacitors marked. " ● "

Size φ5 is available for capacitors marked. " ○ "

Size φ6.3 is available for capacitors marked. " □ "

In such a case, [WR] will be put at 2nd and 3rd digit of type numbering system.

■ Frequency coefficient of rated ripple current

Frequency	50 Hz	120 Hz	300 Hz	1 kHz	10 kHz~
Coefficient	0.70	1.00	1.17	1.36	1.50

■ Taping Specifications are given in page 21.

Please refer to page 3 for the minimum order quantity.