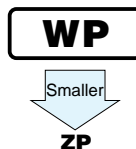


WP 5.5mmL Chip Type, Bi-Polarized
series



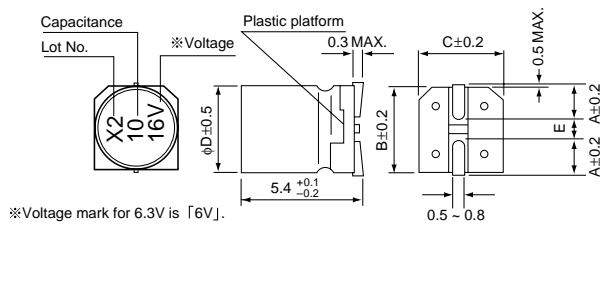
- Designed for surface mounting on high density PC board.
- Applicable to automatic mounting machine using carrier tape.



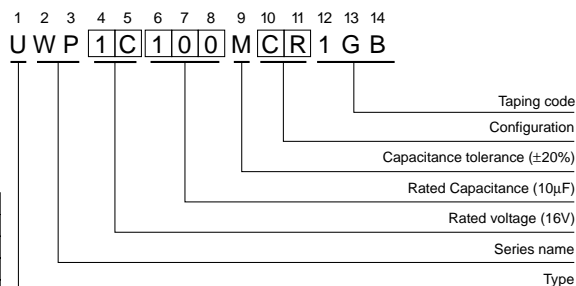
Specifications

Item	Performance Characteristics							
Category Temperature Range	-40 ~ +85°C							
Rated Voltage Range	6.3 ~ 50V							
Rated Capacitance Range	0.1 ~ 100μF							
Capacitance Tolerance	±20% at 120Hz, 20°C							
Leakage Current	After 2 minutes' application of rated voltage, leakage current is not more than 0.05CV or 10 (μA), whichever is greater.							
tan δ	Measurement frequency : 120Hz, Temperature : 20°C							
	Rated voltage (V)	6.3	10	16	25	35	50	
Stability at Low Temperature	Impedance ratio ZT / Z20 (MAX.)	Measurement frequency : 120Hz						
		Rated voltage (V)		6.3	10	16	25	35
	Z-25°C / Z+20°C	4	3	2	2	2	2	
		Z-40°C / Z+20°C	8	6	4	4	3	3
Endurance	After 1000 hours' application of rated voltage at 85°C with the polarity inverted every 250 hours, capacitors meet the characteristic requirements listed at right.		Capacitance change		Within ±20% of initial value			
			tan δ		200% or less of initial specified value			
			Leakage current		Initial specified value or less			
Shelf Life	After leaving capacitors under no load at 85°C for 1000 hours, they meet the specified value for endurance characteristics listed above.							
Resistance to soldering heat	The capacitors shall be kept on the hot plate maintained at 250°C for 30 seconds. After removing from the hot plate and restored at room temperature, they meet the characteristic requirements listed at right.		Capacitance change		Within ±10% of initial value			
			tan δ		Initial specified value or less			
			Leakage current		Initial specified value or less			
Marking	Black print on the case top.							

Chip Type



Type numbering system (Example : 16V 10μF)



- The lead-free product is also available upon request. In this case, **L** will be put at 11th digit of type numbering system.

Dimensions

Cap. (μF)	Code	V		6.3		10		16		25		35		50	
		0J	1A	1C	1E	1V	1H								
0.1	0R1													4	1.0
0.22	R22													4	2.0
0.33	R33													4	2.8
0.47	R47													4	4.0
1	010													4	8.4
2.2	2R2													5	13
3.3	3R3													5	17
4.7	4R7													5	20
10	100													8	36
22	220	5	28	6.3	33	6.3	37	8	50	8	54				
33	330	6.3	37	6.3	41	6.3	49	8	61						
47	470	6.3	45	8	61	8	75								
100	101	8	82												

Rated Ripple (mA rms) at 85°C 120Hz

Frequency coefficient of rated ripple current

Frequency	50 Hz	120 Hz	300 Hz	1 kHz	10 kHz~
Coefficient	0.70	1.00	1.17	1.36	1.50

- Taping specifications are given in page 22.
- Recommended land size are given in page 23
- Please refer to page 3 for the minimum order quantity.