



# TOYO LED ELECTRONICS LIMITED

Room 1610, Hong Kong Plaza, 188 Connaught Road West, Hong Kong.  
Tel : (852) 2540 7288 Fax : (852) 2517 1797  
Http://www.toyo-led.com E-mail : sales@toyo-led.com



**P/N: TY-30UR3D50-100**

3mm Round Type LEDs Series

# SPECIFICATION FOR CUSTOMER APPROVAL

**P/N: TY-30UR3D50-100**

DATE : March 5, 2013

PREPARED BY : Liu To

CONFIRMED BY :

**PLEASE CONFIRM & SIGN BACK THIS SHEET TO US**

**CUSTOMER:** NEW **APPROVAL BY:** \_\_\_\_\_  
(COMPANY CHOP) (SIGNATURE)



# TOYO LED ELECTRONICS LIMITED

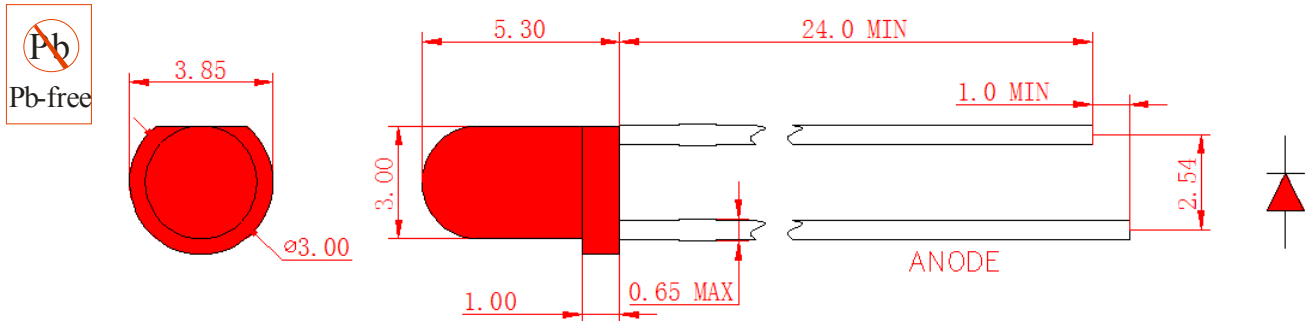
Room 1610, Hong Kong Plaza, 188 Connaught Road West, Hong Kong.  
 Tel : (852) 2540 7288 Fax : (852) 2517 1797  
 Http://www.toyo-led.com E-mail : sales@toyo-led.com



## P/N: TY-30UR3D50-100

### 3mm Round Type LEDs Series

#### PACKAGE DIMENSION



#### Selection Guide

Part No.	Dice		Lens Color	Iv(mcd)(If=20mA)			Viewing Angle (20½)
	Raw Material	Emitted Color		MIN	TYP	MAX	
TY-30UR3D50-100	AlGaInP	Red	Red Diffused	--	100	-	50°

#### Absolute Maximum Ratings(Ta=25C°)

Item	Symbol	Maximum	Unit
Power Dissipation	PD	75	mW
Peak Forward Current (1/10 Duty Cycle 0.1ms Pulse Width)	IFP	90	mA
Continuous Forward Current	IFmax	30	mA
Reverse Voltage	VR	5	V
Capacitance	C	95	pF
Operating / Storage Temperature Range	Topr / Tstg	-40°C to +85°C	
Lead Solder Temperature	Tsol	260°C for 3 seconds	

#### Electrical / Optical Characteristics(Ta=25C°)

Item	Symbol	Min.	Typ.	Max.	Unit	Condition
Peak Wavelength	λp	-	632	-	nm	IF=20mA
Dominant Wavelength	λd	620	625	630	nm	IF=20mA
Forward Voltage	VF	1.8	2.10	2.40	V	IF=20mA
Reverse Current	IR	-	-	10	uA	VR=5V

#### NOTES:

- All dimensions are in millimeter(inch);
- Tolerance is ±0.25mm(0.01") especially other specified; Luminous intensity tolerance is ±10%;
- Dominant Emission Wavelength tolerance is ±5%; Specifications are subject to change without notice.



## P/N: TY-30UR3D50-100

### 3mm Round Type LEDs Series

#### ■ Typical Electro-Optical Characteristic Curve:

FIG. 1 Forward Current Vs. Forward Voltage

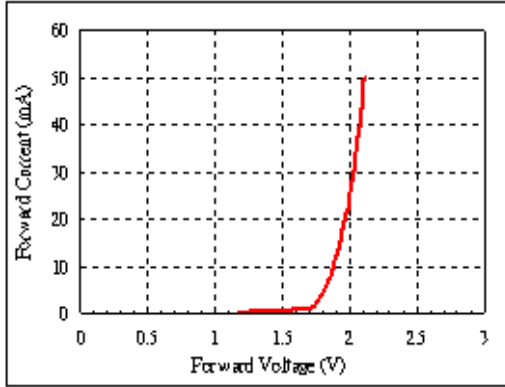


FIG. 2 Relative Intensity Vs. Forward Current

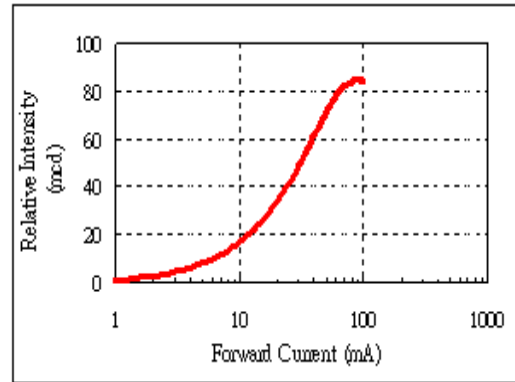


FIG. 3 Forward Voltage Vs. Temperature

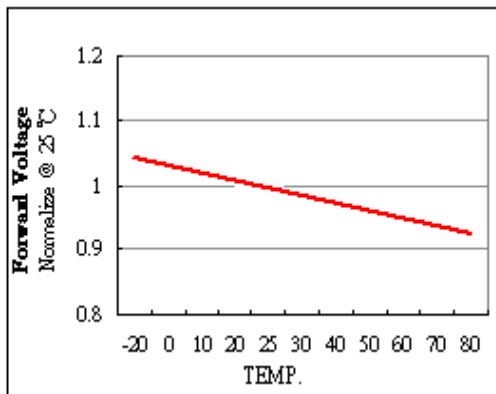


FIG. 4 Relative Intensity Vs. Temperature

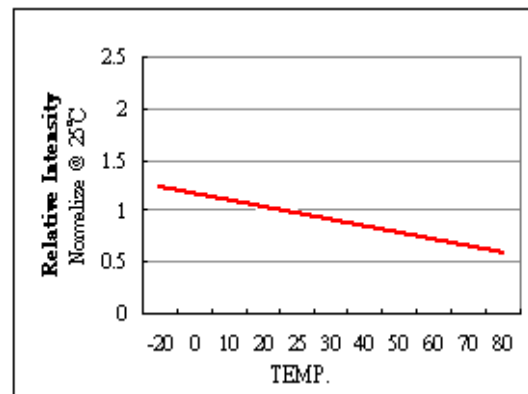
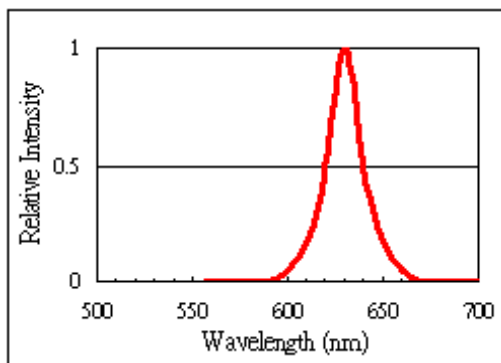


FIG. 5 Relative Intensity Vs. Wavelength





# TOYO LED ELECTRONICS LIMITED

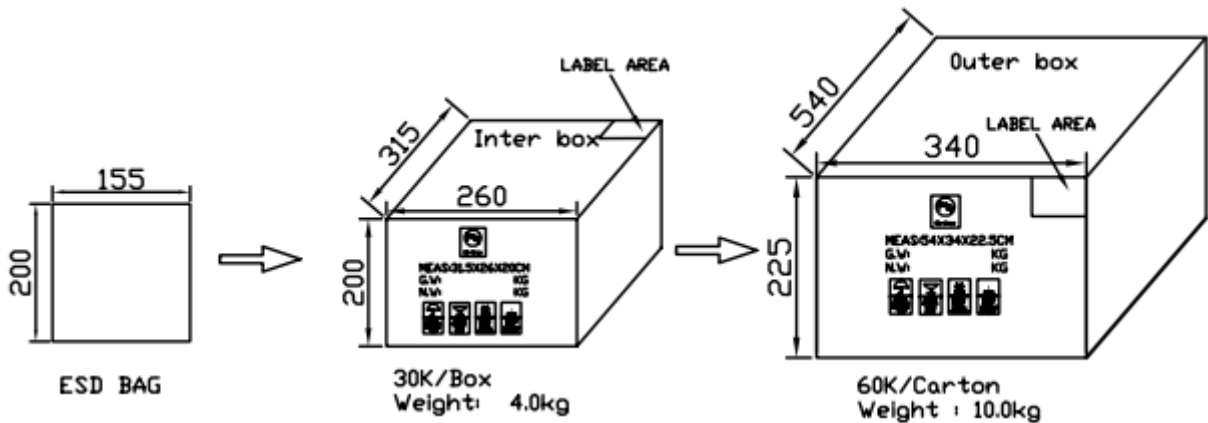
Room 1610, Hong Kong Plaza, 188 Connaught Road West, Hong Kong.  
Tel : (852) 2540 7288 Fax : (852) 2517 1797  
Http://www.toyo-led.com E-mail : sales@toyo-led.com



**P/N: TY-30UR3D50-100**

3mm Round Type LEDs Series

## BULK & PACKING DIMENSIONS



### Notes:

1. All dimension are in millimeter (inches);
2. Tolerance is  $\pm 0.25\text{mm}$  (0.01") unless otherwise specified.
3. Not recommend to solder within 3mm from the resin.
4. Any kind of LEDs can be made in taped & reel.