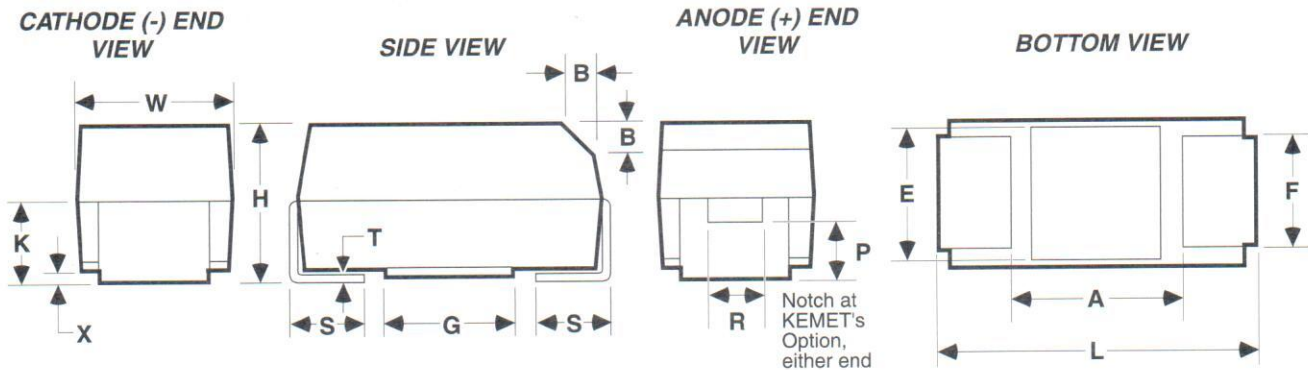


### FEATURES

- Designed for very low ESR
- High ripple current capability
- High surge current capability
- 100% accelerated steady-state aging
- 100% Surge Current test
- New Extended Values for Low ESR
- Low Equivalent Series Inductance (<2.5nH ESL)
- Precision-molded, laser-marked case
- Symmetrical, compliant terminations
- Taped and reeled per EIA 481-1

### OUTLINE DRAWING



### STANDARD T495 DIMENSIONS

Millimeters (Inches)

CASE SIZE		COMPONENT													
KEMA	EIA/IECQ	L	W	H	K ±0.20 ± (.008)	F ±0.1 ± (.004)	S ±0.3 ± (.012)	B ±0.15 (Ref) ± (.006)	X (Ref)	P (Ref)	R (Ref)	T (Ref)	A (Min)	G (Ref)	E (Ref)
C	6032	6.0 ± 0.3 (.236 ± .012)	3.2 ± 0.3 (.126 ± .012)	2.5 ± 0.3 (.098 ± .012)	1.4 (.055)	2.2 (.087)	1.3 (.051)	0.5 (.020)	0.10 ± 0.10 (.004 ± .004)	0.9 (.035)	1.0 (.039)	0.13 (.005)	2.5 (.098)	2.8 (.110)	2.4 (.094)
D	7343	7.3 ± 0.3 (.287 ± .012)	4.3 ± 0.3 (.169 ± .012)	2.8 ± 0.3 (.110 ± .012)	1.5 (.059)	2.4 (.094)	1.3 (.051)	0.5 (.020)	0.10 ± 0.10 (.004 ± .004)	0.9 (.035)	1.0 (.039)	0.13 (.005)	3.8 (.150)	3.5 (.138)	3.5 (.138)
X	7343H	7.3 ± 0.3 (.287 ± .012)	4.3 ± 0.3 (.169 ± .012)	4.0 ± 0.3 (.157 ± .012)	2.3 (.091)	2.4 (.094)	1.3 (.051)	0.5 (.020)	0.10 ± 0.10 (.004 ± .004)	1.7 (.067)	1.0 (.039)	0.13 (.005)	3.8 (.150)	3.5* (.138)	3.5* (.138)

- Notes: 1. Metric dimensions govern.  
 2. (Ref) - Dimensions provided for reference only.  
 \* Round Glue Pad; 2.9 ± 0.1mm (0.114" ± 0.004") in diameter at KEMET's option.

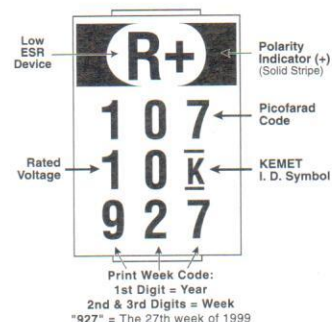
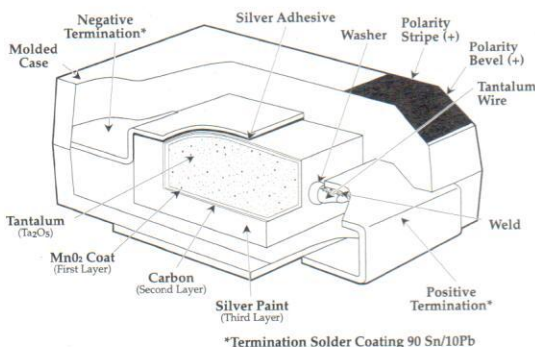
### LOW PROFILE T495 DIMENSIONS

Millimeters (Inches)

CASE SIZE		COMPONENT										
KEMET	EIA/IECQ	L	W	H Max.	K Min.	F ± 0.1	S ± 0.3	X (Ref)	T (Ref)	A (Min)	G (Ref)	E (Ref)
V	7343L	7.3 ± 0.3 (.287 ± .012)	4.3 ± 0.3 (.169 ± .012)	2.0 (0.079)	1.1 (0.043)	2.4 (.094)	1.3 (.051)	0.05 (.002)	0.13 (.005)	3.8 (.150)	3.5 (.138)	3.5 (.138)

- Notes: 1. Metric dimensions govern.  
 2. (Ref) - Dimensions provided for reference only.  
 3. No dimensions provided for B, P or R because low profile cases do not have a bevel or a notch.

### CAPACITOR MARKINGS



# TANTALUM CHIP CAPACITORS

T495 SERIES—Low ESR, Surge Robust

**KEMET**

## T495 RATINGS & PART NUMBER REFERENCE

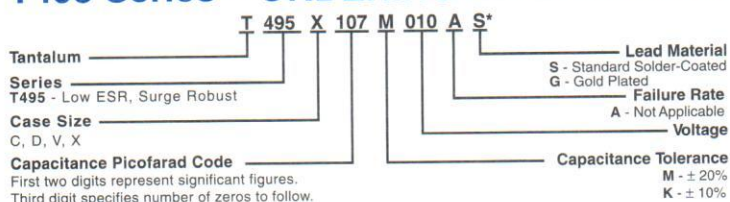
Cap. $\mu$ F	Case Size	KEMET Part Number	DC Leakage $\mu$ A @ 25°C Max	DF % @ 25°C 120Hz Max	ESR m $\Omega$ @ 25°C 100 kHz Max	Ripple Current mA rms at 25°C 100 kHz, max		
						25°C	85°C	125°C
<b>6/6.3 Volt Rating @ +85°C (4 Volt Rating at +125°C)</b>								
68.0	D	T495D686(1)006AS	3.3	4.0	175	926	833	370
100.0	*C	T495C107(1)006AS	6.0	8.0	150	856	770	342
100.0	*V	T495V107(1)006AS	6.0	8.0	150	913	822	365
150.0	X	T495X157(1)006AS	7.2	6.0	100	1285	1156	514
220.0	*D	T495D227(1)006AS	13.2	8.0	100	1225	1102	490
220.0	*X	T495X227(1)006AS	13.2	8.0	100	1285	1156	514
330.0	*X	T495X337(1)006AS	19.8	8.0	100	1285	1156	514
330.0	*X	T495X337(1)006AS 4823	19.8	8.0	65	1593	1434	637
470.0	*X	T495X477(1)006AS	28.2	10.0	65	1593	1434	637
470.0	*X	T495X477(1)006AS 4823	28.2	10.0	50	1816	1634	726
<b>10 Volt Rating @ +85°C (7 Volt Rating at +125°C)</b>								
22.0	*C	T495C226(1)010AS	2.2	6.0	345	565	508	226
47.0	D	T495D476(1)010AS	3.8	4.0	200	866	780	346
68.0	*C	T495C686(1)010AS	6.8	6.0	225	700	630	280
68.0	*V	T495V686(1)010AS	6.8	6.0	140	945	850	378
68.0	D	T495D686(1)010AS	6.8	6.0	150	1000	900	400
68.0	X	T495X686(1)010AS	5.4	4.0	150	1049	944	420
100.0	*V	T495V107(1)010AS	10.0	8.0	150	913	822	365
100.0	*D	T495D107(1)010AS	10.0	8.0	100	1225	1102	490
100.0	*D	T495D107(1)010AS 4823	10.0	8.0	80	1369	1232	548
100.0	X	T495X107(1)010AS	8.0	6.0	100	1285	1156	514
150.0	*D	T495D157(1)010AS	15.0	8.0	100	1225	1102	490
150.0	*X	T495X157(1)010AS	15.0	8.0	100	1285	1156	514
150.0	*X	T495X157(1)010AS 4823	15.0	8.0	85	1393	1254	557
220.0	*X	T495X227(1)010AS	22.0	8.0	100	1285	1156	514
220.0	*X	T495X227(1)010AS 4823	22.0	8.0	70	1535	1382	614
<b>16 Volt Rating @ +85°C (10 Volt Rating at +125°C)</b>								
33.0	*C	T495C336(1)016AS	5.3	6.0	275	632	569	253
33.0	D	T495D336(1)016AS	4.2	4.0	225	816	735	326
47.0	*D	T495D476(1)016AS	7.5	6.0	150	1000	900	400
100.0	*D	T495D107(1)016AS	16.0	8.0	125	1095	986	438
100.0	*X	T495X107(1)016AS	16.0	8.0	100	1285	1156	514
100.0	*X	T495X107(1)016AS 4823	16.0	8.0	80	1436	1293	574
<b>20 Volt Rating @ +85°C (13 Volt Rating at +125°C)</b>								
15.0	*D	T495D156(1)020AS	2.4	4.0	275	738	665	295
22.0	D	T495D226(1)020AS	3.5	4.0	225	816	735	326
33.0	*D	T495D336(1)020AS	6.6	6.0	200	866	780	346
47.0	X	T495X476(1)020AS	7.5	4.0	150	1049	944	420
68.0	*X	T495X686(1)020AS	13.6	6.0	150	1049	944	420
<b>25 Volt Rating @ +85°C (17 Volt Rating at +125°C)</b>								
6.8	*C	T495C685(1)025AS	1.7	6.0	500	469	422	188
10.0	*C	T495C106(1)025AS	2.5	6.0	450	494	445	198
15.0	D	T495D156(1)025AS	3.8	6.0	275	738	665	295
15.0	X	T495X156(1)025AS	3.0	4.0	200	908	817	363
22.0	*D	T495D226(1)025AS	5.5	6.0	200	866	780	346
22.0	X	T495X226(1)025AS	4.4	4.0	225	856	771	343
33.0	X	T495X336(1)025AS	6.6	4.0	175	971	874	388
<b>35 Volt Rating @ +85°C (23 Volt Rating at +125°C)</b>								
6.8	X	T495X685(1)035AS	1.9	4.0	300	742	667	297
10.0	D	T495D106(1)035AS	3.5	6.0	300	707	636	283
10.0	X	T495X106(1)035AS	2.8	4.0	250	812	731	325
15.0	*D	T495D156(1)035AS	5.3	6.0	300	707	636	283
15.0	*X	T495X156(1)035AS	5.3	6.0	225	856	771	343
22.0	*X	T495X226(1)035AS	7.7	6.0	275	775	697	410
<b>50 Volt Rating @ +85°C (33 Volt Rating at +125°C)</b>								
4.7	X	T495X475(1)050AS	1.9	4.0	300	742	667	297

(1) To complete KEMET Part Number, insert M for  $\pm 20\%$  or K for  $\pm 10\%$  tolerance.

Higher voltage ratings and tighter capacitance tolerance product may be substituted within the same size at KEMET's option. Voltage substitutions will be marked with the higher voltage rating.

\*Extended Values \*\*6 Volt product equivalent to 6.3 volt product.

## T495 Series – ORDERING INFORMATION



\* Part Number Example: T495X107M010AS (14 digits - no spaces)

KEMET Electronics Corporation, P.O. Box 5928, Greenville, S.C. 29606, (864) 963-6300

Tantalum Surface Mount

**T495 TANTALUM CHIP CAPACITANCE VALUES**  
 Case Size and Max. ESR (mΩ) by Capacitance & Voltage  
*Standard Capacitance Values*

Capacitance		Rated Voltage @ +85°C						
μF	Code	6	10	16	20	25	35	50
4.7	475							X,300
6.8	685						X,300	
10.0	106						D,300 X,250	
15.0	156				D,275	D,275 X,200		
22.0	226				D,225	X,225		
33.0	336			D,225		X,175		
47.0	476		D,200		X,150			
68.0	686	D,175	D,150 X,150					
100.0	107		X,100					
150.0	157	X,100						
220.0	227							
330.0	337							

*Extended Capacitance Values*

Capacitance		Rated Voltage @ +85°C						
μF	Code	6	10	16	20	25	35	50
4.7	475							
6.8	685					C,500		
10.0	106					C,450		
15.0	156						D,300 X,225	
22.0	226		C,345			D,200	X,275	
33.0	336			C,275	D,200			
47.0	476			D,150				
68.0	686		C, 225 V, 140		X,150			
100.0	107	V, 150 C, 150	V, 150 D, 100 X, 80*	D, 125 X, 100 X, 80*				
150.0	157		D, 100 X, 100 X, 85*					
220.0	227	D, 100 X, 100	X, 100 X, 70*					
330.0	337	X, 100 X, 65*						
470.0	477	X, 65 X, 50*						

Note that standard values are preferred, especially where high surge currents are possible. Extended values are available to increase capacitance and reduce ESR. Note that standard CV values demonstrate inherently lower failure rates than extended CV values, especially in low impedance applications.

\* Super Low ESR limits available with part number suffix 4823.