

## POWER SCHOTTKY RECTIFIER

### MAIN PRODUCT CHARACTERISTICS

$I_{F(AV)}$	2 x 3 A
$V_{RRM}$	60 V
$V_F(\text{max})$	0.59 V

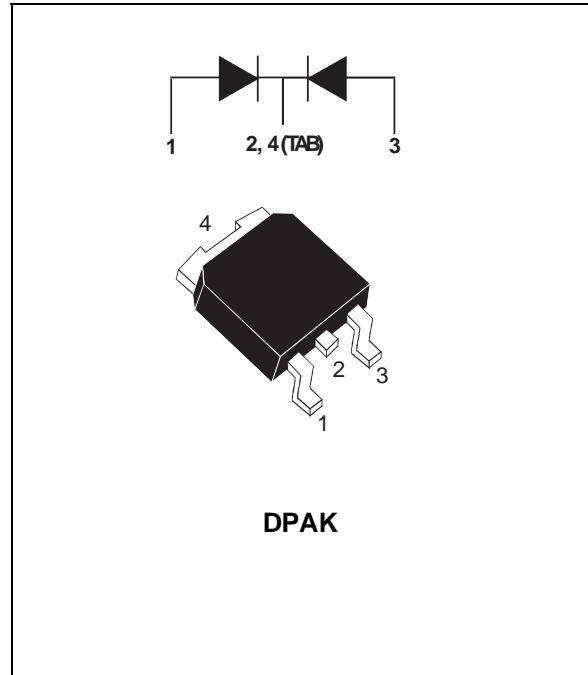
### FEATURES AND BENEFITS

- NEGLIGIBLE SWITCHING LOSSES
- LOW FORWARD DROP VOLTAGE
- LOW CAPACITANCE
- HIGH REVERSE AVALANCHE SURGE CAPABILITY
- TAPE AND REEL OPTION : -TR

### DESCRIPTION

High voltage dual Schottky rectifier suited to Switch Mode Power Supplies and other Power Converters.

Packaged in DPAK, this device is intended for use in medium voltage operation, and particularly, in high frequency circuitries where low switching losses are required.



### ABSOLUTE RATINGS (limiting values)

Symbol	Parameter		Value	Unit
$V_{RRM}$	Repetitive peak reverse voltage		60	V
$I_{F(RMS)}$	RMS forward current		6	A
$I_{F(AV)}$	Average forward current	$T_{case} = 120^{\circ}\text{C}$ $\delta = 0.5$	3	A
$I_{FSM}$	Surge non repetitive forward current	$t_p = 10\text{ ms}$ Sinusoidal	50	A
$I_{RRM}$	Repetitive peak reverse current	$t_p = 2\ \mu\text{s}$ $F = 1\text{kHz}$	1	A
$T_{stg}$	Storage temperature range		- 65 to + 150	$^{\circ}\text{C}$
$T_j$	Maximum junction temperature		125	
dV/dt	Critical rate of rise of reverse voltage		10000	V/ $\mu\text{s}$

## STPS660CB(-TR)

### THERMAL RESISTANCES

Symbol	Parameter	Value	Unit
R <sub>th(j-c)</sub>	Junction to case	Per diode	3.5
		Total	2

### STATIC ELECTRICAL CHARACTERISTICS

Symbol	Tests Conditions	Tests Conditions	Min.	Typ.	Max.	Unit
I <sub>R</sub> *	Reverse leakage current	T <sub>j</sub> = 25°C	V <sub>R</sub> = 60 V		30	μA
		T <sub>j</sub> = 125°C		2.5	10	mA
V <sub>F</sub> **	Forward voltage drop	T <sub>j</sub> = 25°C	I <sub>F</sub> = 3 A		0.65	V
		T <sub>j</sub> = 125°C	I <sub>F</sub> = 3 A	0.55	0.59	

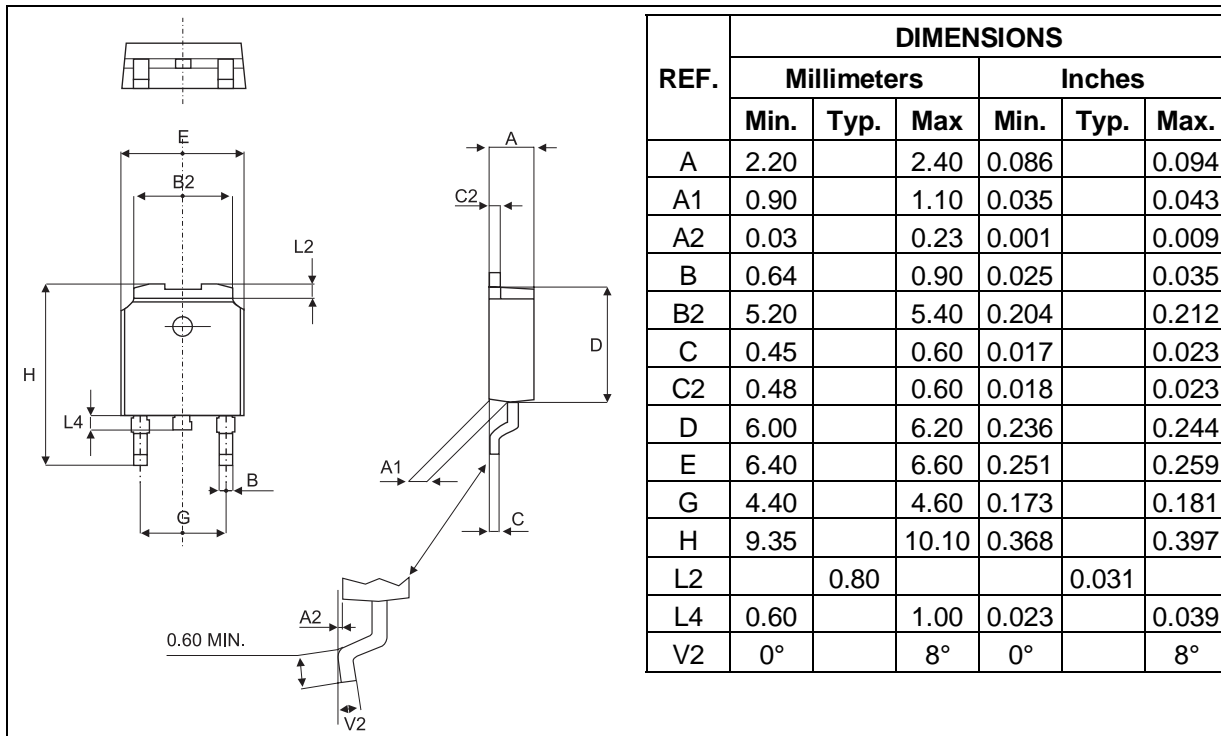
Pulse test : \* t<sub>p</sub> = 5 ms, δ < 2 %  
\*\* t<sub>p</sub> = 380 μs, δ < 2%

To evaluate the maximum conduction losses use the following equation :

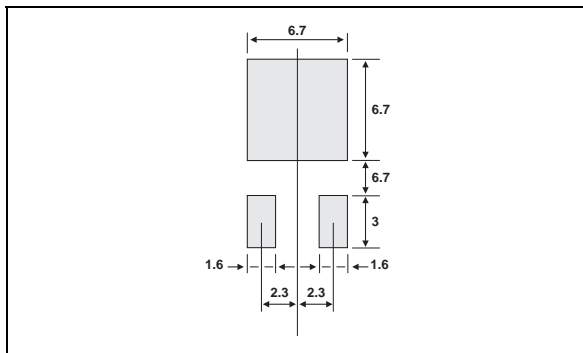
$$P = 0.49 \times I_{F(AV)} + 0.035 I_{F(RMS)}^2$$

Typical junction capacitance, V<sub>R</sub> = 0 V    F = 1MHz    T<sub>j</sub> = 25°C    C = 815pF

**PACKAGE MECHANICAL DATA**  
DPAK



**FOOT PRINT DIMENSIONS (in millimeters)**



Information furnished is believed to be accurate and reliable. However, STMicroelectronics assumes no responsibility for the consequences of use of such information nor for any infringement of patents or other rights of third parties which may result from its use. No license is granted by implication or otherwise under any patent or patent rights of STMicroelectronics. Specifications mentioned in this publication are subject to change without notice. This publication supersedes and replaces all information previously supplied. STMicroelectronics products are not authorized for use as critical components in life support devices or systems without express written approval of STMicroelectronics.

The ST logo is a registered trademark of STMicroelectronics

© 1998 STMicroelectronics - Printed in Italy - All rights reserved.

STMicroelectronics GROUP OF COMPANIES

Australia - Brazil - Canada - China - France - Germany - Italy - Japan - Korea - Malaysia - Malta - Mexico - Morocco - The Netherlands - Singapore - Spain - Sweden - Switzerland - Taiwan - Thailand - United Kingdom - U.S.A.

