



Micro Commercial Components

Micro Commercial Components
 20736 Marilla Street Chatsworth
 CA 91311
 Phone: (818) 701-4933
 Fax: (818) 701-4939

SK22 THRU SK210

Features

- Lead Free Finish/Rohs Compliant (Note1) ("P" Suffix designates Compliant. See ordering information)
- Schottky Barrier Rectifier
- Guard Ring Protection
- Low Forward Voltage
- Case Material: Molded Plastic. UL Flammability Classification Rating 94V- and MSL rating1
- Low Thermal Resistance

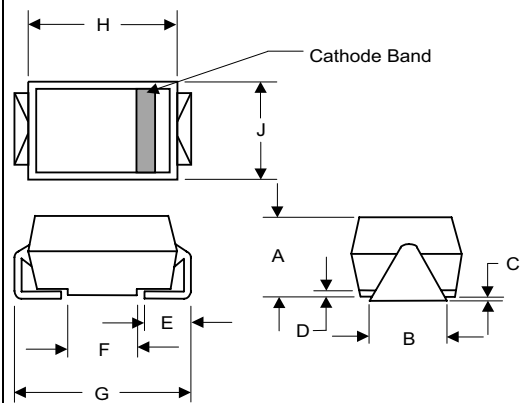
Maximum Ratings

- Operating Temperature: -55°C to +125°C
- Storage Temperature: -55°C to +150°C
- Maximum Thermal Resistance; 15°C/W Junction To Lead

| MCC Catalog Number | Device Marking | Maximum Recurrent Peak Reverse Voltage | Maximum RMS Voltage | Maximum DC Blocking Voltage |
|--------------------|----------------|--|---------------------|-----------------------------|
| SK22 | SK22 | 20V | 14V | 20V |
| SK23 | SK23 | 30V | 21V | 30V |
| SK24 | SK24 | 40V | 28V | 40V |
| SK25 | SK25 | 50V | 35V | 50V |
| SK26 | SK26 | 60V | 42V | 60V |
| SK28 | SK28 | 80V | 56V | 80V |
| SK210 | SK210 | 100V | 70V | 100V |

2 Amp Schottky Rectifier 20 to 100 Volts

DO-214AA (HSMB) (Round Lead)



| DIM | DIMENSIONS | | | | NOTE |
|-----|------------|------|------|------|------|
| | INCHES | | MM | | |
| | MIN | MAX | MIN | MAX | |
| A | .078 | .116 | 1.98 | 2.95 | |
| B | .075 | .089 | 1.90 | 2.25 | |
| C | .002 | .008 | .05 | .20 | |
| D | --- | .02 | --- | .51 | |
| E | .035 | .055 | .90 | 1.40 | |
| F | .065 | .091 | 1.65 | 2.32 | |
| G | .205 | .224 | 5.21 | 5.69 | |
| H | .160 | .180 | 4.06 | 4.57 | |
| J | .130 | .155 | 3.30 | 3.94 | |

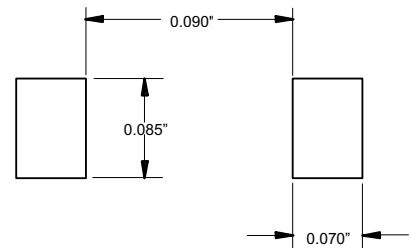
Electrical Characteristics @ 25°C Unless Otherwise Specified

| | | | |
|---|-------------|----------------------|---|
| Average Forward Current | $I_{F(AV)}$ | 2.0A | $T_J = 90^\circ\text{C}$ |
| Peak Forward Surge Current | I_{FSM} | 50A | 8.3ms, half sine |
| Maximum Instantaneous Forward Voltage | V_F | .55V .70V .85V | $I_{FM} = 2.0A$; $T_J = 25^\circ\text{C}^*$ |
| Maximum DC Reverse Current At Rated DC Blocking Voltage | I_R | 0.5 mA | $T_J = 25^\circ\text{C}$ |
| Typical Junction Capacitance | C_J | 230pF 50pF | Measured at 1.0MHz, $V_R=4.0V$ |

*Pulse test: Pulse width 300 μsec , Duty cycle 2%

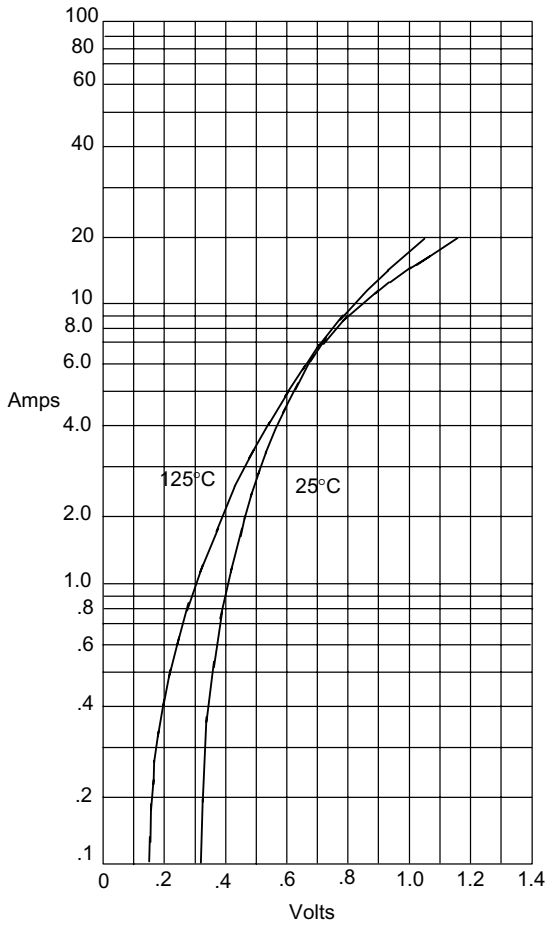
Note: 1. High Temperature Solder Exemptions Applied, see EU Directive Annex 7.

SUGGESTED SOLDER PAD LAYOUT



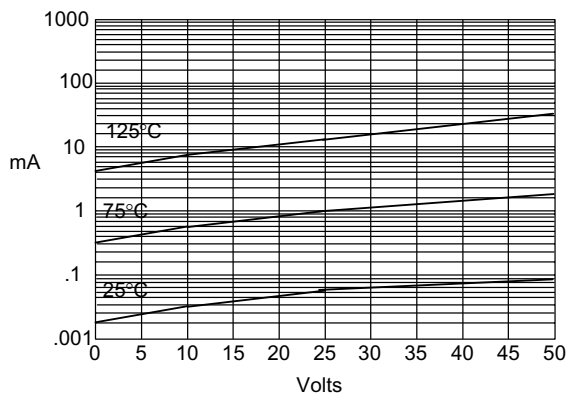
SK22

Figure 1
Typical Forward Characteristics



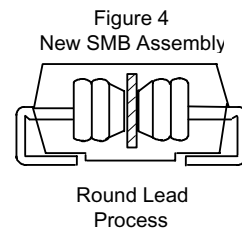
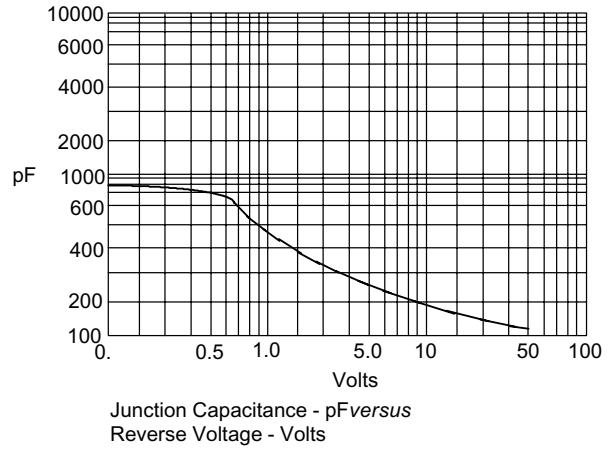
Instantaneous Forward Current - Amperes versus
Instantaneous Forward Voltage - Volts

Figure 2
Typical Reverse Characteristics



Typical Reverse Current - mA versus
Reverse Voltage - Volts

Figure 3
Typical Junction Capacitance

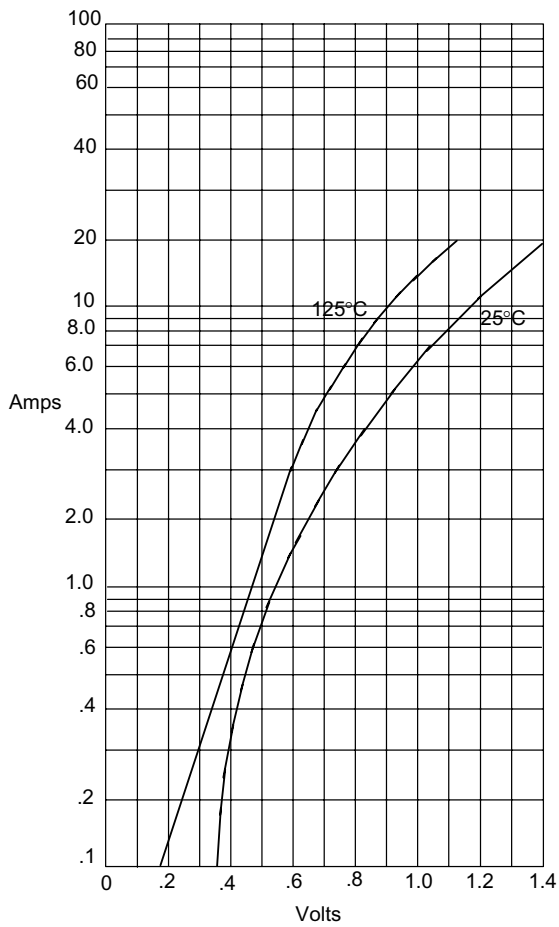


SK23 thru SK210



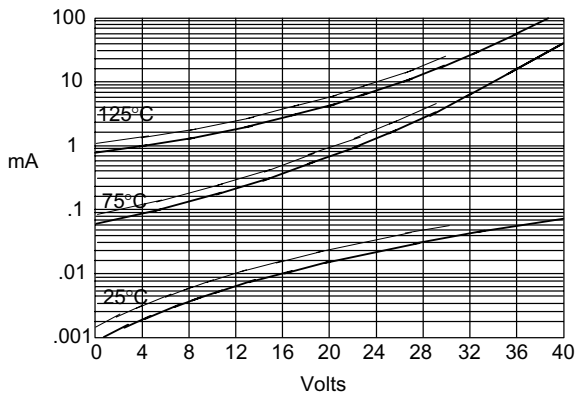
Micro Commercial Components

Figure 1
Typical Forward Characteristics



Instantaneous Forward Current - Amperes versus
Instantaneous Forward Voltage - Volts

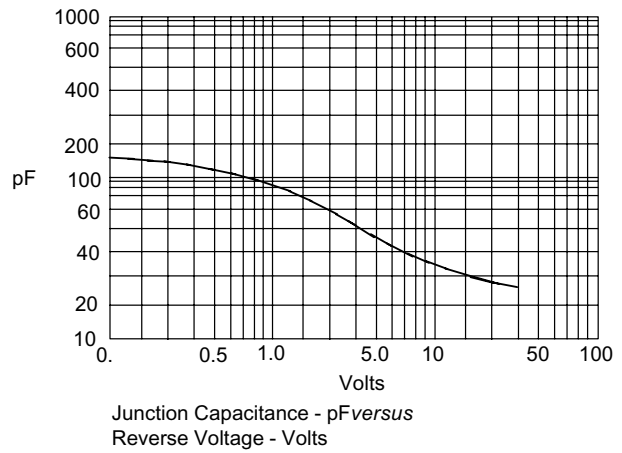
Figure 2
Typical Reverse Characteristics



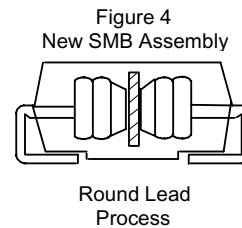
Typical Reverse Current - mA versus
Reverse Voltage - Volts

SK23 ———
SK24 ———

Figure 3
Typical Junction Capacitance



Junction Capacitance - pF versus
Reverse Voltage - Volts





Micro Commercial Components

Ordering Information

| | |
|----------------------------|---------------------------------|
| Device (Part Number)-TP | Packing Tape&Reel;3Kpcs/Reel |
|----------------------------|---------------------------------|

*****IMPORTANT NOTICE*****

Micro Commercial Components Corp. reserve the right to make changes without further notice to any product herein to make corrections, modifications , enhancements , improvements , or other changes .
Micro Commercial Components Corp. does not assume any liability arising out of the application or use of any product described herein; neither does it convey any license under its patent rights ,nor the rights of others . The user of products in such applications shall assume all risks of such use and will agree to hold *Micro Commercial Components Corp.* and all the companies whose products are represented on our website, harmless against all damages.

*****APPLICATIONS DISCLAIMER*****

Products offer by *Micro Commercial Components Corp.* are not intended for use in Medical, Aerospace or Military Applications.