



SDO3316 SERIES ~ SMD Power Inductors



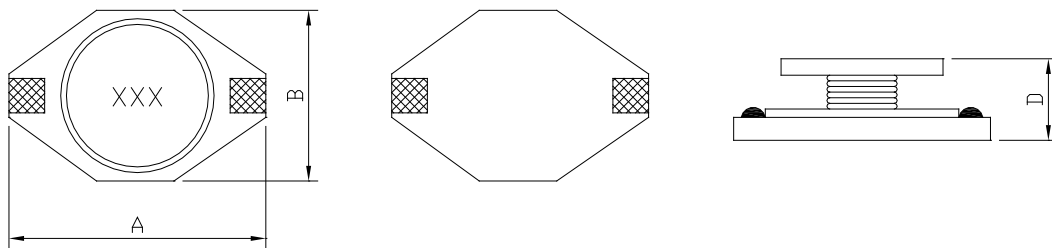
RoHS Compliant

PART NUMBERING SYSTEM

<u>SDO</u>	<u>3316</u>	—	<u>1R0M</u>	—	<u>LF</u>
TYPE	DIMENSIONS		INDUCTANCE		LEAD FREE

SHAPES AND DIMENSIONS

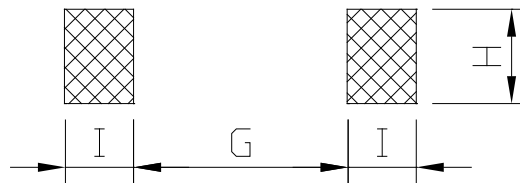
UNIT : mm



A : 12.95 Max. B : 9.4 Max. D : 5.21 Max.

RECOMMENDED PATTERNS

UNIT : mm



G : 7.37 Max. H : 2.79 Max. I : 2.92 Max.

FEATURES

- Designed for **lowest cost** and **high performance**
- Saturation current rating **up to 9.0 Amps**
- Inductance ratings from 1.0 to 1000 μ H
- High energy storage and **very low resistance**
- **Higher L values** are suitable for **EL driver circuits**
- **Robust temperature deflection** prevents damage during solder reflow
- **RoHS-compliant.** 260°C compatible.



Coilmaster Electronics Co., Ltd.

9F-3 No.398, Huan Bei Rd. Chung Li City, Taoyuan 320, Taiwan
Tel : +886-3-422-8279 Fax : +886-3-422-8734

E-mail : info@coilmaster.com.tw

Web Site : www.coilmaster.com.tw

SDO3316 SERIES ~ SMD Power Inductors



RoHS Compliant

SPECIFICATION TABLE

PART NUMBER	INDUCTANCE (μ H)	DCR (Ω) (Max.)	Isat (A) (Max.)	Irms (A) (Max.)	SRF(MHz) (Ref.)
SDO3316-1R0M-LF	1.0 \pm 20%	0.009	9.00	6.80	100
SDO3316-1R5M-LF	1.5 \pm 20%	0.010	8.00	6.40	90
SDO3316-2R2M-LF	2.2 \pm 20%	0.012	7.00	6.10	80
SDO3316-3R3M-LF	3.3 \pm 20%	0.015	6.40	5.40	65
SDO3316-4R7M-LF	4.7 \pm 20%	0.018	5.40	4.80	45
SDO3316-6R8M-LF	6.8 \pm 20%	0.027	4.60	4.40	38
SDO3316-100M-LF	10 \pm 20%	0.038	3.80	3.90	30
SDO3316-150M-LF	15 \pm 20%	0.046	3.00	3.10	27
SDO3316-220M-LF	22 \pm 20%	0.085	2.60	2.70	19
SDO3316-330M-LF	33 \pm 20%	0.100	2.00	2.10	15
SDO3316-470M-LF	47 \pm 20%	0.140	1.60	1.80	12
SDO3316-680M-LF	68 \pm 20%	0.200	1.40	1.50	10
SDO3316-101M-LF	100 \pm 20%	0.280	1.20	1.30	9
SDO3316-151M-LF	150 \pm 20%	0.400	1.00	1.00	6
SDO3316-221M-LF	220 \pm 20%	0.610	0.80	0.80	5
SDO3316-331M-LF	330 \pm 20%	1.020	0.60	0.60	4.5
SDO3316-471M-LF	470 \pm 20%	1.270	0.50	0.50	3.5
SDO3316-681M-LF	680 \pm 20%	2.020	0.40	0.40	2.5
SDO3316-102M-LF	1000 \pm 20%	3.000	0.30	0.30	2.0
SDO3316-152M-LF	1500 \pm 20%	4.490	0.29	0.27	1.7
SDO3316-332M-LF	3300 \pm 20%	8.970	0.19	0.17	1.1

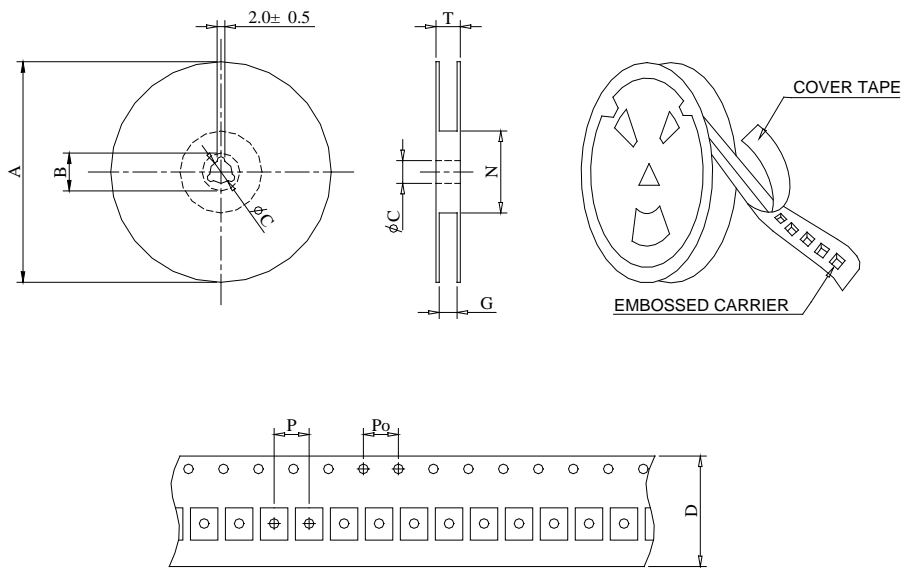
1. Inductance is measured with a LCR meter 4284A or equivalent.
2. Inductance drop=10% typ. at rated current.
3. Operating temperature range -40°C to +125°C
4. Electrical specifications at 25°C



RoHS Compliant

SDO3316 SERIES ~ SMD Power Inductors

PACKAGING SPECIFICATION



SERIES	STAYLE	Q' TY (PCS)	DIMENSIONS (m/m)								
			A	B±0.8	C±0.5	D	G ⁺⁰	N ⁰	P	Po	T
SDO3316	13-24	1,000	330	21	13	24	26	50	16	4	30.4