

Zeners


MMSZ5226B - MMSZ5257B

Absolute Maximum Ratings * T_A = 25°C unless otherwise noted

| Symbol | Parameter | Value | Units |
|------------------|--|-------------|-------|
| P _D | Power Dissipation @25°C | 500 | mW |
| R _{θJA} | Thermal Resistance, Junction to Ambient ** | 340 | °C/W |
| T _{STG} | Storage Temperature Range | -55 to +150 | °C |
| T _J | Operating Junction Temperature | +150 | °C |

* These ratings are limiting values above which the serviceability of the diode may be impaired.
** FR-4 or FR-5 = 3.5 × 1.5 inches using minimum recommended land pads.

Tolerance = 5%



SOD-123

Zeners MMSZ5226B - MMSZ5257B

Electrical Characteristics T_A = 25°C unless otherwise noted

| Device | Mark | V _Z (V) | | | Z _Z (Ω) @ I _{ZK} (mA) | | Z _{ZK} (Ω) @ I _{ZK} (mA) | | I _R (μA) @ V _R (V) | |
|-----------|------|--------------------|------|-------|---|-----|--|------|--|-----|
| | | Min. | Typ. | Max. | | | | | | |
| MMSZ5226B | D1 | 3.135 | 3.3 | 3.465 | 28 | 20 | 1,600 | 0.25 | 25 | 1.0 |
| MMSZ5227B | D2 | 3.42 | 3.6 | 3.78 | 24 | 20 | 1,700 | 0.25 | 15 | 1.0 |
| MMSZ5228B | D3 | 3.705 | 3.9 | 4.095 | 23 | 20 | 1,900 | 0.25 | 10 | 1.0 |
| MMSZ5229B | D4 | 4.085 | 4.3 | 4.515 | 22 | 20 | 1,000 | 0.25 | 5.0 | 1.0 |
| MMSZ5230B | D5 | 4.465 | 4.7 | 4.935 | 19 | 20 | 1,900 | 0.25 | 5.0 | 2.0 |
| MMSZ5231B | E1 | 4.845 | 5.1 | 5.355 | 17 | 20 | 1,600 | 0.25 | 5.0 | 2.0 |
| MMSZ5232B | E2 | 5.32 | 5.6 | 5.88 | 11 | 20 | 1,600 | 0.25 | 5.0 | 3.0 |
| MMSZ5233B | E3 | 5.7 | 6 | 6.3 | 7.0 | 20 | 1,600 | 0.25 | 5.0 | 3.5 |
| MMSZ5234B | E4 | 5.89 | 6.2 | 6.51 | 7.0 | 20 | 1,000 | 0.25 | 5.0 | 4.0 |
| MMSZ5235B | E5 | 6.46 | 6.8 | 7.14 | 5.0 | 20 | 750 | 0.25 | 3.0 | 5.0 |
| MMSZ5236B | F1 | 7.125 | 7.5 | 7.875 | 6.0 | 20 | 500 | 0.25 | 3.0 | 6.0 |
| MMSZ5237B | F2 | 7.79 | 8.2 | 8.61 | 8.0 | 20 | 500 | 0.25 | 3.0 | 6.5 |
| MMSZ5238B | F3 | 8.265 | 8.7 | 9.135 | 8.0 | 20 | 600 | 0.25 | 3.0 | 6.5 |
| MMSZ5239B | F4 | 8.645 | 9.1 | 9.555 | 10 | 20 | 600 | 0.25 | 3.0 | 7.0 |
| MMSZ5240B | F5 | 9.5 | 10 | 10.5 | 17 | 20 | 600 | 0.25 | 3.0 | 8.0 |
| MMSZ5241B | H1 | 10.45 | 11 | 11.55 | 22 | 20 | 600 | 0.25 | 2.0 | 8.4 |
| MMSZ5242B | H2 | 11.4 | 12 | 12.6 | 30 | 20 | 600 | 0.25 | 1.0 | 9.1 |
| MMSZ5243B | H3 | 12.35 | 13 | 13.65 | 13 | 9.5 | 600 | 0.25 | 0.5 | 9.9 |
| MMSZ5244B | H4 | 13.3 | 14 | 14.7 | 15 | 9.0 | 600 | 0.25 | 0.1 | 10 |
| MMSZ5245B | H5 | 14.25 | 15 | 15.75 | 16 | 8.5 | 600 | 0.25 | 0.1 | 11 |
| MMSZ5246B | J1 | 15.2 | 16 | 16.8 | 17 | 7.8 | 600 | 0.25 | 0.1 | 12 |
| MMSZ5247B | J2 | 16.15 | 17 | 17.85 | 19 | 7.4 | 600 | 0.25 | 0.1 | 13 |
| MMSZ5248B | J3 | 17.1 | 18 | 18.9 | 21 | 7.0 | 600 | 0.25 | 0.1 | 14 |
| MMSZ5249B | J4 | 18.05 | 19 | 19.95 | 23 | 6.6 | 600 | 0.25 | 0.1 | 14 |
| MMSZ5250B | J5 | 19 | 20 | 21 | 25 | 6.2 | 600 | 0.25 | 0.1 | 15 |
| MMSZ5251B | K1 | 20.92 | 22 | 23.1 | 29 | 5.6 | 600 | 0.25 | 0.1 | 17 |
| MMSZ5252B | K2 | 22.8 | 24 | 25.2 | 33 | 5.2 | 600 | 0.25 | 0.1 | 18 |
| MMSZ5253B | K3 | 23.75 | 25 | 26.25 | 35 | 5.0 | 600 | 0.25 | 0.1 | 19 |
| MMSZ5254B | K4 | 25.65 | 27 | 28.35 | 41 | 4.6 | 600 | 0.25 | 0.1 | 21 |
| MMSZ5255B | K5 | 26.6 | 28 | 29.4 | 44 | 4.5 | 600 | 0.25 | 0.1 | 21 |
| MMSZ5256B | M1 | 28.5 | 30 | 31.5 | 49 | 4.2 | 600 | 0.25 | 0.1 | 23 |
| MMSZ5257B | M2 | 31.35 | 33 | 34.65 | 58 | 3.8 | 700 | 0.25 | 0.1 | 25 |

V_F Forward Voltage = 0.9V Maximum @ I_F = 10mA for all MMSZ5200 series

Typical Characteristics

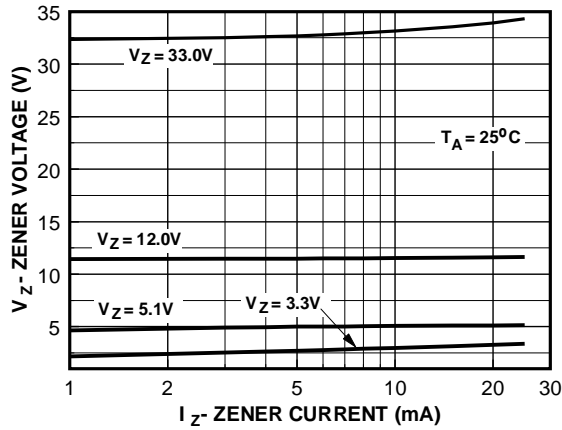


Figure 1. Zener Current vs. Zener Voltage

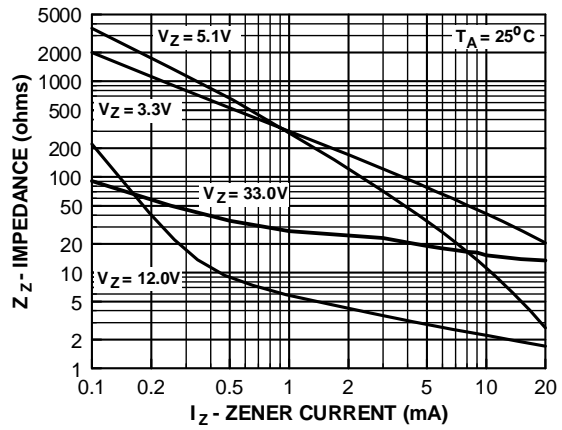


Figure 2. Zener Current vs. Zener Impedance

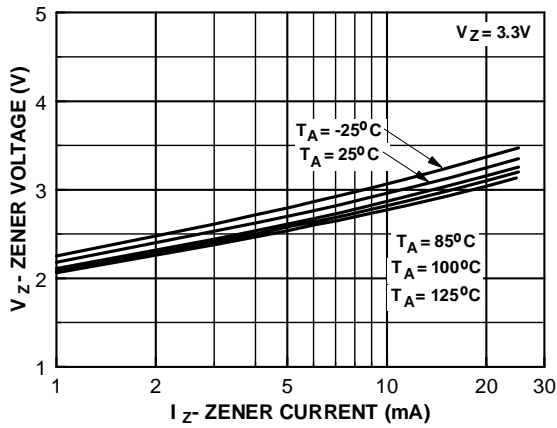


Figure 3. 3.3 Zener Voltage vs. Temperature

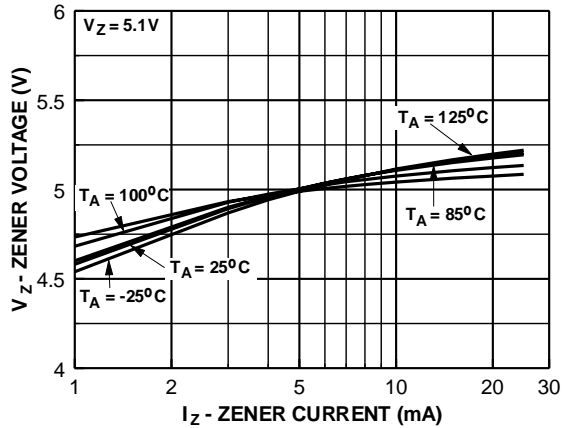


Figure 4. 5.1 Zener Voltage vs. Temperature

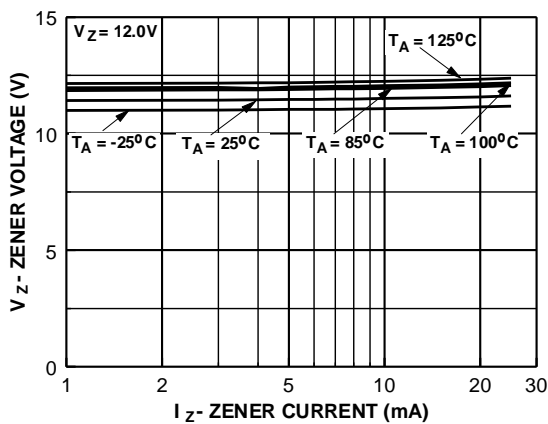


Figure 5. 12 Zener Voltage vs. Zener Temperature

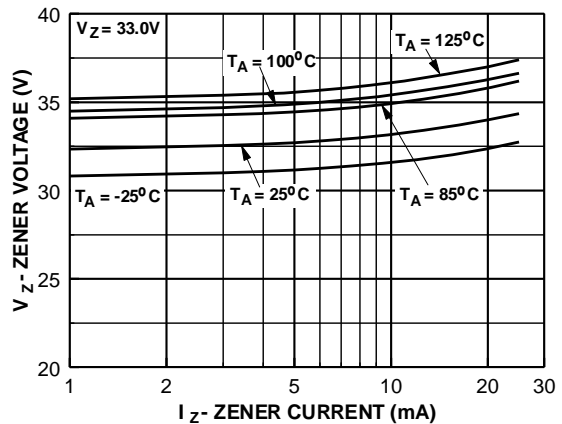


Figure 6. 33 Zener Voltage vs. Zener Temperature

TRADEMARKS

The following are registered and unregistered trademarks Fairchild Semiconductor owns or is authorized to use and is not intended to be an exhaustive list of all such trademarks.

| | | | | |
|--------------------------------------|---------------------|---------------|---------------------|-----------------|
| ACEx™ | FACT Quiet Series™ | ISOPLANAR™ | POP™ | SuperFET™ |
| ActiveArray™ | FAST® | LittleFET™ | Power247™ | SuperSOT™-3 |
| Bottomless™ | FASTr™ | MICROCOUPLER™ | PowerTrench® | SuperSOT™-6 |
| CoolFET™ | FPST™ | MicroFET™ | QFET® | SuperSOT™-8 |
| CROSSVOLT™ | FRFET™ | MicroPak™ | QS™ | SyncFET™ |
| DOMET™ | GlobalOptoisolator™ | MICROWIRE™ | QT Optoelectronics™ | TinyLogic® |
| EcoSPARK™ | GTO™ | MSX™ | Quiet Series™ | TINYOPTO™ |
| E ² CMOS™ | HiSeC™ | MSXPro™ | RapidConfigure™ | TruTranslation™ |
| EnSigna™ | µC™ | OCX™ | RapidConnect™ | UHC™ |
| FACT™ | ImpliedDisconnect™ | OCXPro™ | SILENT SWITCHER® | UltraFET® |
| Across the board. Around the world.™ | OPTOLOGIC® | SMART START™ | STEALTH™ | VCX™ |
| The Power Franchise™ | OPTOPLANAR™ | SPM™ | | |
| Programmable Active Droop™ | PACMAN™ | | | |

DISCLAIMER

FAIRCHILD SEMICONDUCTOR RESERVES THE RIGHT TO MAKE CHANGES WITHOUT FURTHER NOTICE TO ANY PRODUCTS HEREIN TO IMPROVE RELIABILITY, FUNCTION OR DESIGN. FAIRCHILD DOES NOT ASSUME ANY LIABILITY ARISING OUT OF THE APPLICATION OR USE OF ANY PRODUCT OR CIRCUIT DESCRIBED HEREIN; NEITHER DOES IT CONVEY ANY LICENSE UNDER ITS PATENT RIGHTS, NOR THE RIGHTS OF OTHERS.

LIFE SUPPORT POLICY

FAIRCHILD'S PRODUCTS ARE NOT AUTHORIZED FOR USE AS CRITICAL COMPONENTS IN LIFE SUPPORT DEVICES OR SYSTEMS WITHOUT THE EXPRESS WRITTEN APPROVAL OF FAIRCHILD SEMICONDUCTOR CORPORATION. As used herein:

1. Life support devices or systems are devices or systems which, (a) are intended for surgical implant into the body, or (b) support or sustain life, or (c) whose failure to perform when properly used in accordance with instructions for use provided in the labeling, can be reasonably expected to result in significant injury to the user.
2. A critical component is any component of a life support device or system whose failure to perform can be reasonably expected to cause the failure of the life support device or system, or to affect its safety or effectiveness.

PRODUCT STATUS DEFINITIONS

Definition of Terms

| Datasheet Identification | Product Status | Definition |
|--------------------------|------------------------|---|
| Advance Information | Formative or In Design | This datasheet contains the design specifications for product development. Specifications may change in any manner without notice. |
| Preliminary | First Production | This datasheet contains preliminary data, and supplementary data will be published at a later date. Fairchild Semiconductor reserves the right to make changes at any time without notice in order to improve design. |
| No Identification Needed | Full Production | This datasheet contains final specifications. Fairchild Semiconductor reserves the right to make changes at any time without notice in order to improve design. |
| Obsolete | Not In Production | This datasheet contains specifications on a product that has been discontinued by Fairchild semiconductor. The datasheet is printed for reference information only. |