

**NEW!**

SMT Power Inductors – DO5040H Series



- Heavy gauge wire and self-leaded terminations for low DCR
- Saturation current ratings as high as 33.4 A

Core material Ferrite

Core and winding loss See www.coilcraft.com/coreloss

Terminations RoHS compliant tin-silver over copper. Other terminations available at additional cost.

Weight 5.8 – 7.6 g (2.8 – 12 μ H); 5.7 – 7.0 g (15 – 1400 μ H)

Ambient temperature –40°C to +85°C with I_{rms} current, +85°C to +125°C with derated current

Storage temperature Component: –40°C to +125°C.

Packaging: –40°C to +80°C

Resistance to soldering heat Max three 40 second reflows at +260°C, parts cooled to room temperature between cycles

Moisture Sensitivity Level (MSL) 1 (unlimited floor life at <30°C / 85% relative humidity)

Mean Time Between Failures (MTBF) 26,315,789 hours

Packaging 175 per 13" reel

2.8 – 12 μ H parts Plastic tape: 44 mm wide, 0.5 mm thick, 24 mm pocket spacing, 12.8 mm pocket depth

15 – 1400 μ H parts Plastic tape: 32 mm wide, 0.4 mm thick, 24 mm pocket spacing, 12.1 mm pocket depth

PCB washing Only pure water or alcohol recommended

Part number ¹	Inductance ² (μ H)	DCR max (mOhms)	SRF ⁴ typ (MHz)	Isat ⁴ (A)	Irms ⁵ (A)
DO5040H-282ML_	2.8 \pm 20%	5.2	65	33.4	12.1
DO5040H-392ML_	3.9 \pm 20%	6.0	40	26.8	11.2
DO5040H-682ML_	6.8 \pm 20%	9.0	30	22.5	9.6
DO5040H-103ML_	10 \pm 20%	11	22	17.8	8.6
DO5040H-123ML_	12 \pm 20%	13	21	15.9	7.4
DO5040H-153ML_	15 \pm 20%	20	18	13.8	6.5
DO5040H-183ML_	18 \pm 20%	22	14	13.2	6.0
DO5040H-223ML_	22 \pm 20%	24	13	11.8	5.7
DO5040H-333ML_	33 \pm 20%	37	10	9.6	4.5
DO5040H-473ML_	47 \pm 20%	52	8.0	7.8	3.7
DO5040H-683ML_	68 \pm 20%	67	7.0	6.7	3.4
DO5040H-104ML_	100 \pm 20%	115	6.0	5.6	2.8
DO5040H-334KL_	330 \pm 10%	325	3.0	3.0	1.5
DO5040H-684KL_	680 \pm 10%	780	1.6	2.0	1.1
DO5040H-145KL_	1400 \pm 10%	1300	1.0	1.5	0.7

1. When ordering, please specify **termination** and **packaging** codes:

DO5040H-104M L D

Termination: L = RoHS compliant tin-silver over copper.

Special order: T = RoHS tin-silver-copper (95.5/4/0.5) or S = non-RoHS tin-lead (63/37).

Packaging: D = 13" machine-ready reel. EIA-481 embossed plastic tape (175 parts per full reel).

B = Less than full reel. In tape, but not machine ready. To have a leader and trailer added (\$25 charge), use code letter C instead.

- Inductance measured at 100 kHz, 0.1 Vrms, 0 Adc using Coilcraft SMD-A fixture in Agilent/HP 4284A impedance analyzer.
 - SRF measured using Agilent/HP 8753D network analyzer and Coilcraft SMD-D test fixture.
 - DC current at which the inductance drops 10% (typ) from its value without current.
 - Current that causes a 40°C temperature rise from 25°C ambient.
 - Electrical specifications at 25°C.
- Refer to Doc 362 "Soldering Surface Mount Components" before soldering.

Coilcraft®

Specifications subject to change without notice.
Please check our website for latest information.

Document 479-1 Revised 10/14/08

1102 Silver Lake Road Cary, Illinois 60013 Phone 847/639-6400 Fax 847/639-1469

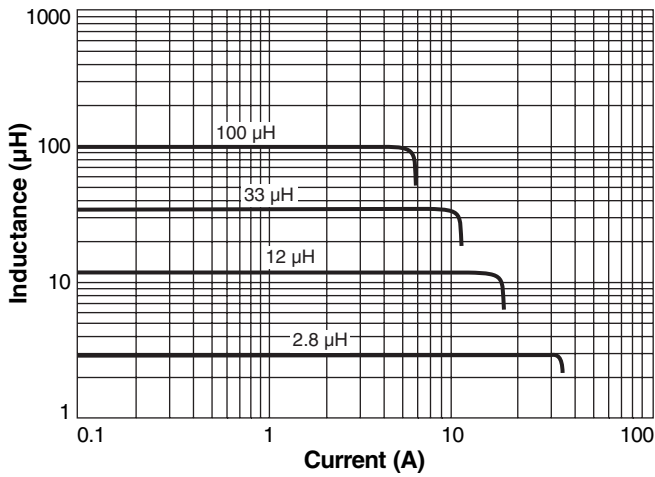
E-mail info@coilcraft.com Web <http://www.coilcraft.com>



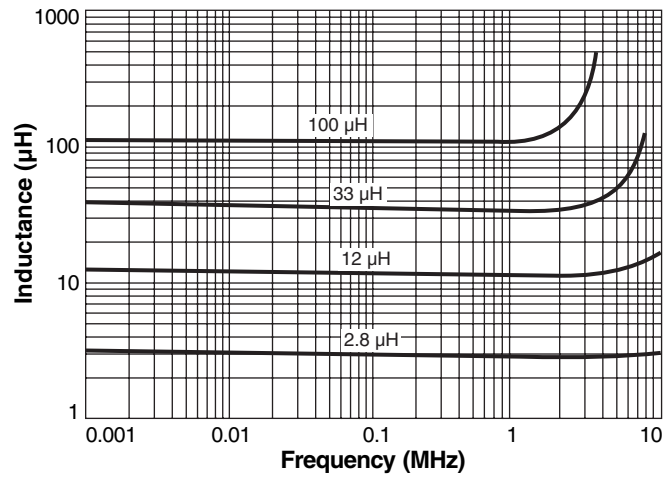
NEW!

SMT Power Inductors - DO5040H Series

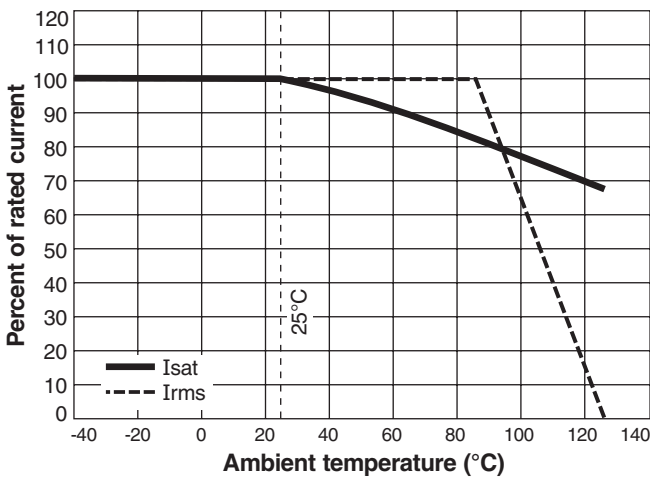
Typical L vs Current



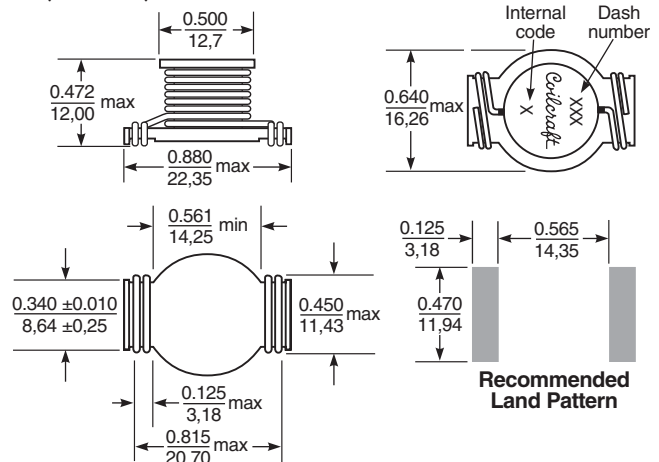
Typical L vs Frequency



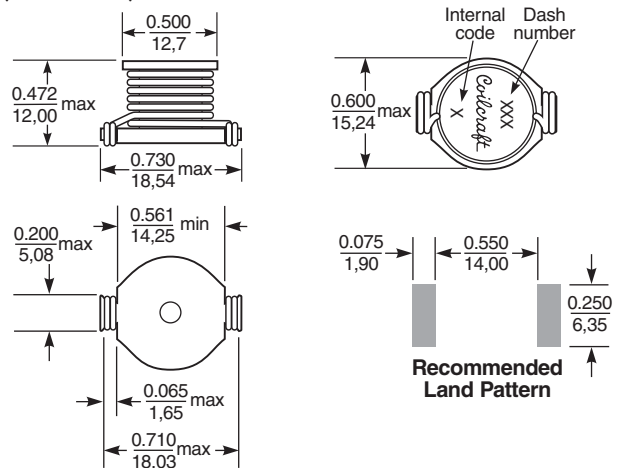
Current Derating



2.8 µH – 12 µH



15 µH – 1400 µH



Specifications subject to change without notice. Please check our website for latest information.

Document479-2 Revised 10/14/08

1102 Silver Lake Road Cary, Illinois 60013 Phone 847/639-6400 Fax 847/639-1469

E-mail info@coilcraft.com Web <http://www.coilcraft.com>