

# MESSRS.

## SPECIFICATION FOR APPROVAL

### 承 認 書

Product	DYNAMIC SPEAKER
Part No.	AK-2008EB-45C
Customer Approval	
Customer Part No.	

Approved By	Checked By	Made By
 <p>工程 部 JASON CHEN SEP-18-2012</p>	 <p>工程 部 JERRY CHEN SEP-18-2012</p>	 <p>工程 部 ZACK GUO SEP-18-2012</p>



**Advanced Acoustic Technology Corporation**  
**昊宸股份有限公司 // 常州笠翔电子有限公司**



ISO 9001 Certified

ISO 14001 Certified

QS9000 Certified

Head Company / 2F, No.207, Sec. 6, Chung Shan N. Rd., Taipei, Taiwan

Tel: +886-2-8866-5255

Fax: +886-2-8866-5250

大陸總公司 / 中國江蘇省常州市新北區龍虎塘工業園新苑四路 89 號

Tel: +86-519-8511-2382

Fax: +86-519-8510-0908

<http://www.aatc.tw>

EDITION:1.1



# 1. SPECIFICATION

AK-2008EB-45C

ITEM		SPECIFICATIONS	
01	Type	Dynamic speaker	
02	Dimension	External diameter 20 mm	
03	Rated Input Power	0.3 W	
04	Max. Input Power	0.5 W for 1 minute	
05	Impedance	$8\Omega \pm 15\%$ at 2KHz 1V	
06	Resonance Frequency (Fo)	560Hz $\pm$ 20% at Fo, 1V	
07	Sensitivity (S.P.L.)	86 dB(0.1W/0.1M) $\pm$ 3 dB	at AVE0.6, 0.8, 1.0, 2.0 KHz.
		90 dB(0.3W/0.1M) $\pm$ 3 dB	
08	Frequency Range	Fo – 8 K Hz	
09	Total Harmonics Distortion	Max 10 % at 1 KHz, 1.0V.	
10	Voice Coil	Diameter 8.5 mm	
11	Magnet	Rare earth permanent (Nd-Fe-B ) magnet $\Phi$ 8.0 x 1.0 mm	
12	Weight	2.3g $\pm$ 1g	
13	Appearance	Should not exist any obstacle to be harmful to normal operation; damages, cracks, rusts and distortions, etc.	
14	Operation Test	Must be normal at program source 0.3W	
15	Buzz, Rattle, etc.	Should not be audible at 1.55V sine wave between Fo to 20KHz	
16	Polarity	When positive voltage is applied to the terminal marked (+), diaphragm should move to the front.	
17	Terminal Strength	Capable of withstand 1kg load for 15 seconds without resulting in any damage or rejection.	
18	Temperature	Operating temperature: -20°C to +60°C	
		Storage temperature: -30°C to +70°C	

## 2. MEASURING METHOD

### 2-1. Test Condition

#### STANDARD

Temperature : 15 ~ 35°C

Relative humidity : 45% ~ 85%,

Atmospheric pressure : 860mbar to 1060mbar.

#### JUDGEMENT

Temperature : 20±3°C

Relative humidity : 60% ~ 70%,

Atmospheric pressure : 860mbar to 1060mbar

### 2-2. Standard Test Fixture

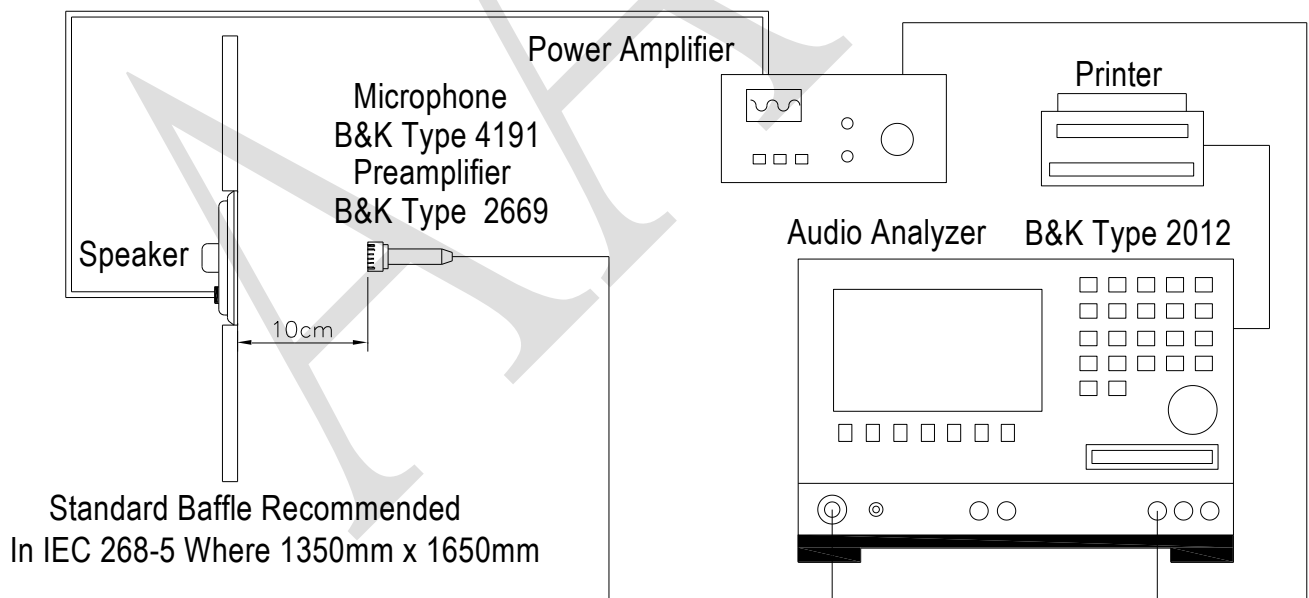
1. Input Power : 0.3 W( 1.55 V)

2. Zero Level : -dB

3. Mode : SPEAKER

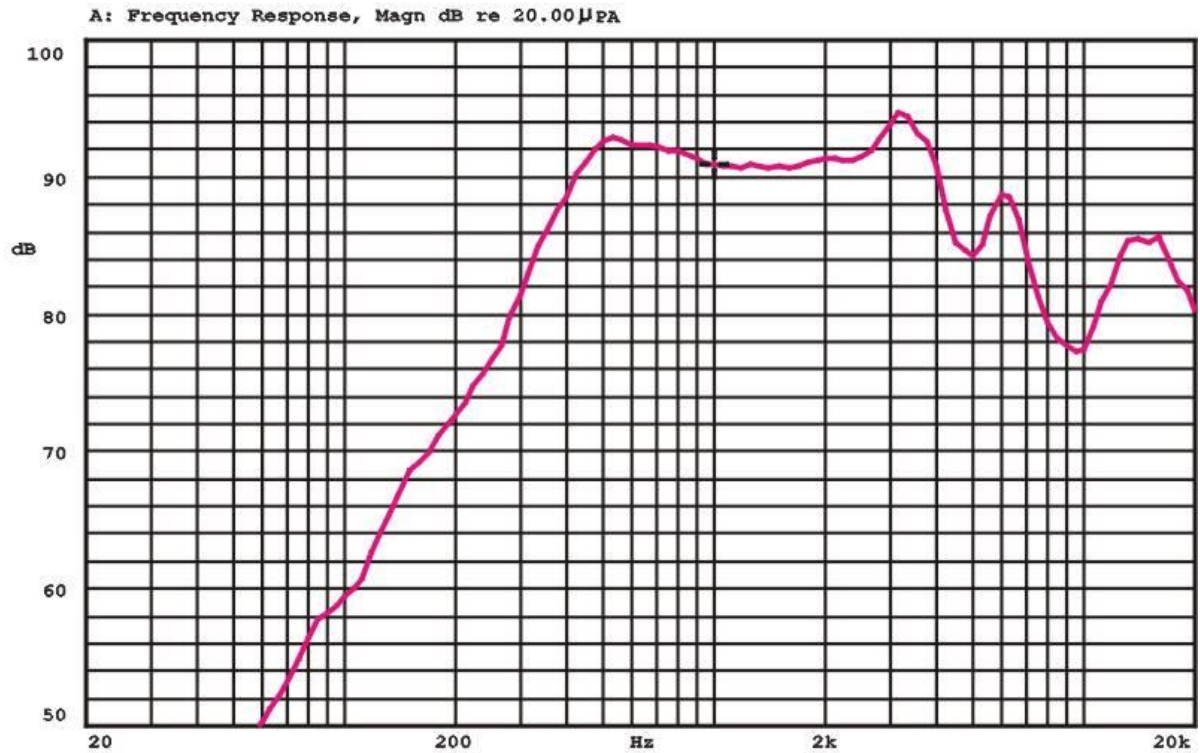
4. potentiometer Range : 50dB

5. Sweep Time : 0.5sec



## 2-3. Frequency Response Curve

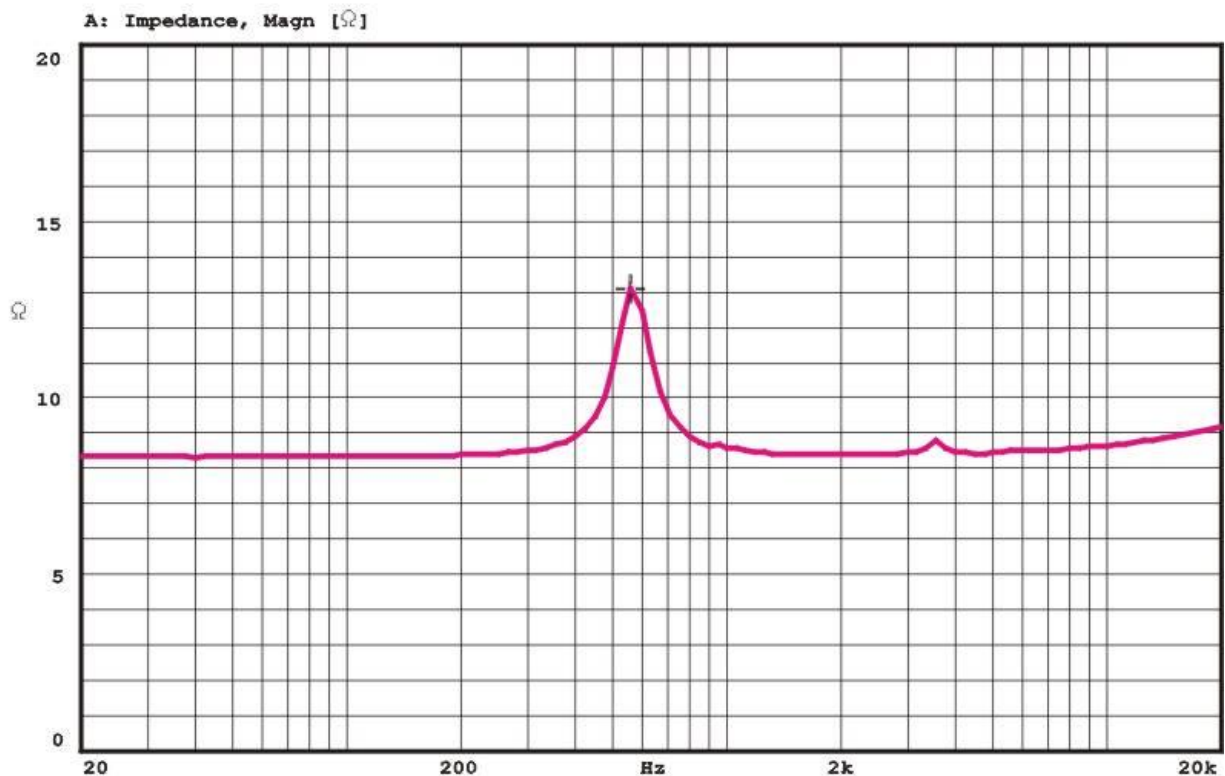
X:1.0000kHz \*Y:90.96dB ZA:Live Curve SSR Fund.



Mode: SPEAKER

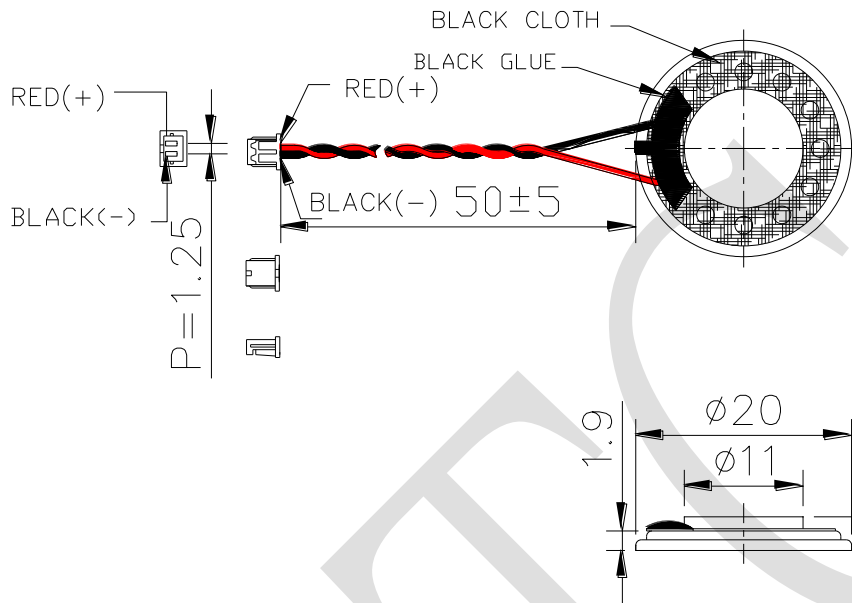
## 2-4. Impedance Curve

IMPEDANCE MEASUREMENTS: Measurement of Impedance  $Z(j\omega)$   
X:560.00Hz Y:13.10  $\Omega$  ZA:Live Curve Impedance



Mode:  $Z(j\omega)$

REV NO.	REVISION NOTE	APPROVAL	DATE
---------	---------------	----------	------



WIRE:UL1571,AWG28#  
CONNECTOR:MOLEX 51021-02

CASE:Fe Alloy  
Black PET Diaphragm

RoHS

TITLE: DYNAMIC SPEAKER		DRAWN: Zack	2012/9/18	SCALE: 2:1	SHEET: 1:1
PART NO. AK-2008EB-45C		DESIGNED: R&D OF AAT	UNITS: mm		
DWG NO. CA-K10050702		CHECKED:	TOLERANCE ± 0.5		
		APPROVAL:	UNLESS OTHERWISE SPECIFIED		
REV 2		MATERIAL: *****	ONE PLACE DECIMAL ± ***		
			TWO PLACE DECIMAL ± ***		
			THREE PLACE DECIMAL ± ***		



ADVANCED ACOUSTIC TECHNOLOGY CORPORATION

## 4. RELIABILITY TESTS

Items.		Specifications
01	High temp. Test	Keep 96 hours at $+70^{\circ}\text{C}\pm 3^{\circ}\text{C}$ and leave 3 hours in normal temperature and then check
02	Low temp. Test	Keep 96 hours at $-30^{\circ}\text{C}\pm 3^{\circ}\text{C}$ and leave 3 hours in normal temperature and then check
03	Humidity test	Keep 96 hours at $+40^{\circ}\text{C}\pm 3^{\circ}\text{C}$ relative humidity 95% and leave 3 hours in normal temperature and then checked.
04	Temp./Humidity cycle	<p>The part shall be subjected 5 cycles. One cycle shall be 12 hours and consist of</p>
05	Thermal cycle test.	Low temperature: $-30^{\circ}\text{C}\pm 3^{\circ}\text{C}$ , temperature: $+70^{\circ}\text{C}\pm 3^{\circ}\text{C}$ , cycle: 1 hour/cycle each, and then keep 5 cycles in a room.
06	Vibration	10~55~10Hz sin-wave sweep 15min. 5G(constant) X,Y, Z 3 direction. 2 hours each, total 6 hours.
07	Fix drop test	Fix on jig. Then drop from 152cm height to the concrete floor X,Y, Z 6 direction. 5 times each, total 30 times.
08	Free drop test	Free drop from 100cm height to the concrete floor X,Y, Z 6 direction. 1 times each, total 6 times.
09	Load test	Rated power white noise is applied for 96 hours
10	Max Power test	Max power 1 min. on - 2 min. off 10 cycles.
11	Terminal strength test	Capable of withstand 1kg load for 15 seconds without resulting in any damage or rejection.
<p><b>Criterion :</b></p> <ol style="list-style-type: none"> <li>1. After testing any of the above reliability test items, the change of S.P.L shall be within <math>\pm 3</math> dB.</li> <li>2. If you need more information, please contact our technology department, thank you.</li> </ol>		