

# MESSRS

---

## SPECIFICATION FOR APPROVAL

### 承 認 書

Product	DYNAMIC SPEAKER
Part No.	AK-2008EB-16C2 (RoHS)
Customer Approval	

Approved By	Checked By	Made By
工程 BOB CHEN NOV-11-2008	工程 DAVID LIU NOV-11-2008	工程 JASON CHEN NOV-11-2008



2F, No.207, Sec. 6, Chung Shan N. Rd., Taipei, Taiwan.

Tel: 1006 2 00665255

Fax: 1006 2 00665250



**ADVANCED ACOUSTIC TECHNOLOGY CORP.**

**苙翔科技股份有限公司**

File Name:

ITEM		SPECIFICATIONS	
01	Type	Dynamic speaker	
02	Dimension	External diameter 20 mm	
03	Rated Input Power	0.3 W	
04	Max. Input Power	0.5 W for 1 minute.	
05	Impedance	8 ohm $\pm$ 15% at 1000Hz	
06	Resonance Frequency (Fo)	710 Hz $\pm$ 20% at Fo, 1V	
07	Sensitivity (S.P.L.)	74dB(W/m) $\pm$ 3 dB	at AVE 1.0K,1.2K,1.5K,1.8K(Hz).
		90dB(0.3W/0.1m) $\pm$ 3 dB	
08	Frequency Range	Fo – 20KHz	
09	Total Harmonics Distortion	Max 10 % at 1 KHz,0.3W.	
10	Voice Coil	Diameter 9 mm	
11	Magnet	Rare earth permanent (Nd-Fe-B) magnet $\Phi$ 8.0 x 1.0mm	
12	Weight	2.4g $\pm$ 0.3g	
13	Appearance	Should not exist any obstacle to be harmful to normal operation; damages, cracks, rusts and distortions, etc.	
14	Operation Test	Must be normal at program source 0.3W	
15	Buzz, Rattle, etc.	Should not be audible at 1.55V sine Wave between Fo to 20KHz	
16	Polarity	When positive voltage is applied to the terminal marked (+), diaphragm should move to the front.	
17	Terminal Strength	Capable of withstand 1kg load for 30 seconds without resulting in any damage or rejection.	
18	Temperature	Operating temperature: -20°C to +60°C	
		Storage temperature: -30°C to +70°C	

## 1.SPECIFICATION

AK-2008EB-16C2 (RoHS)

## 2.MEASURING METHOD

### 2-1 .Test Condition

#### STANDARD

Temperature : 15 ~ 35°C

Relative humidity : 45% ~ 85%,

Atmospheric pressure : 860mbar to 1060mbar.

#### JUDGEMENT

Temperature : 20±3°C

Relative humidity : 60% ~ 70%,

Atmospheric pressure : 860mbar to 1060mbar

### 2-2 . Standard Test Fixture

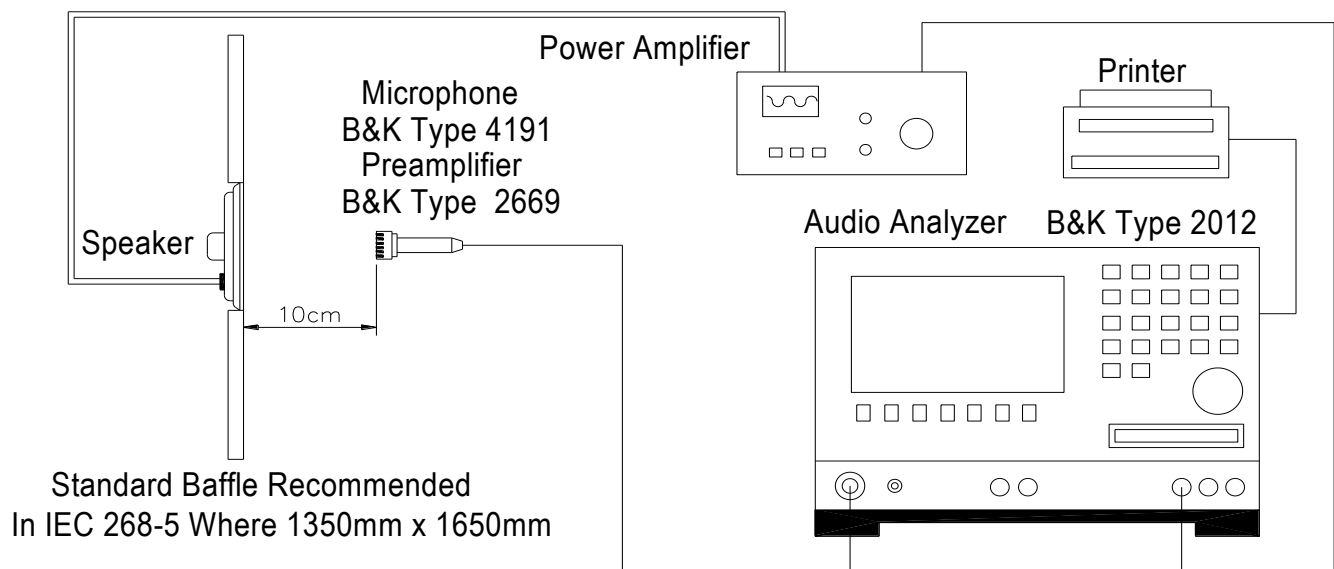
1.Input Power : 0.3W(1.55V)

2.Zero Level : -dB

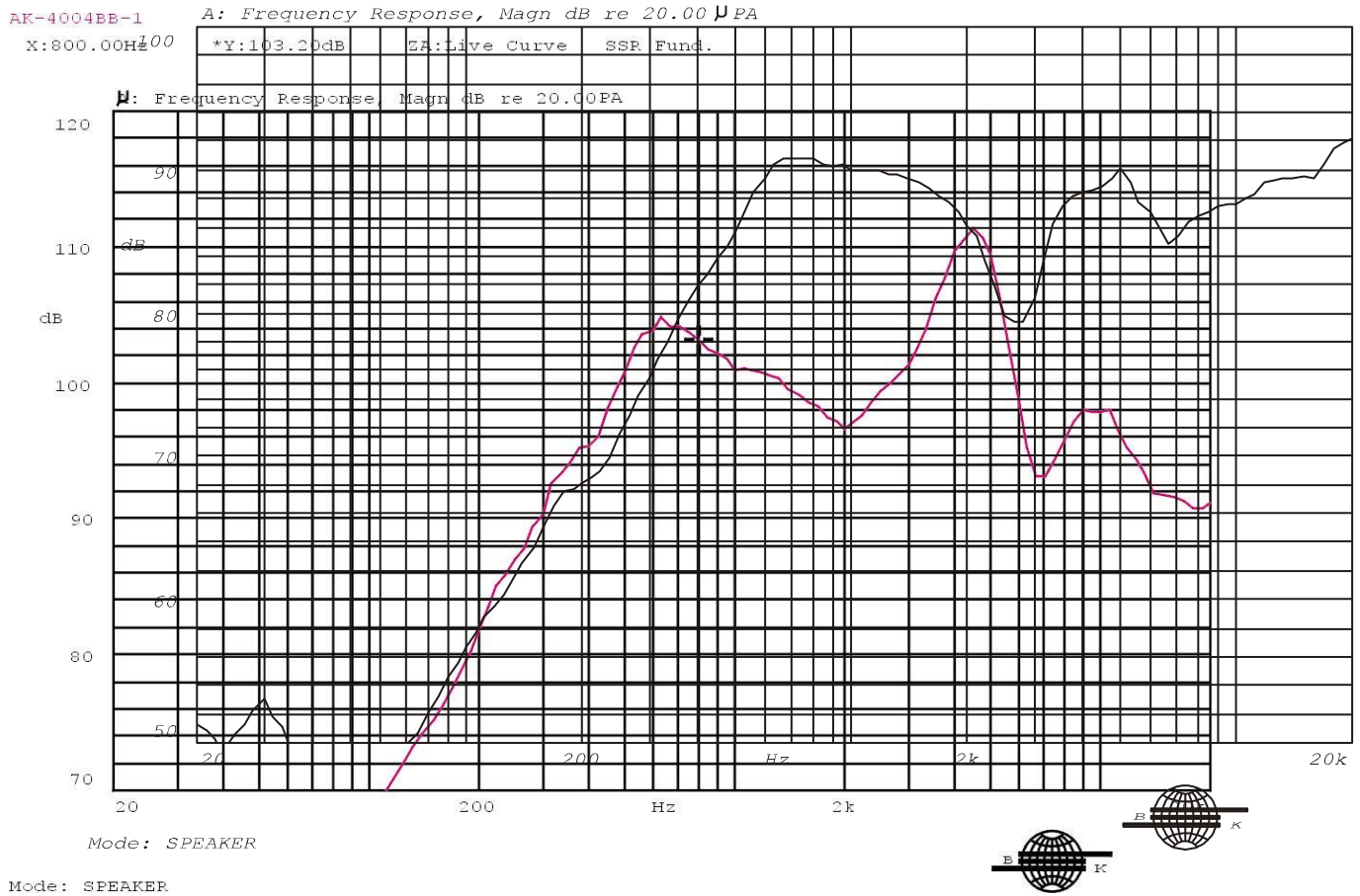
3.Mode : SPEAKER

4.potentiometer Range : 50dB

5.Sweep Time : 0.5sec

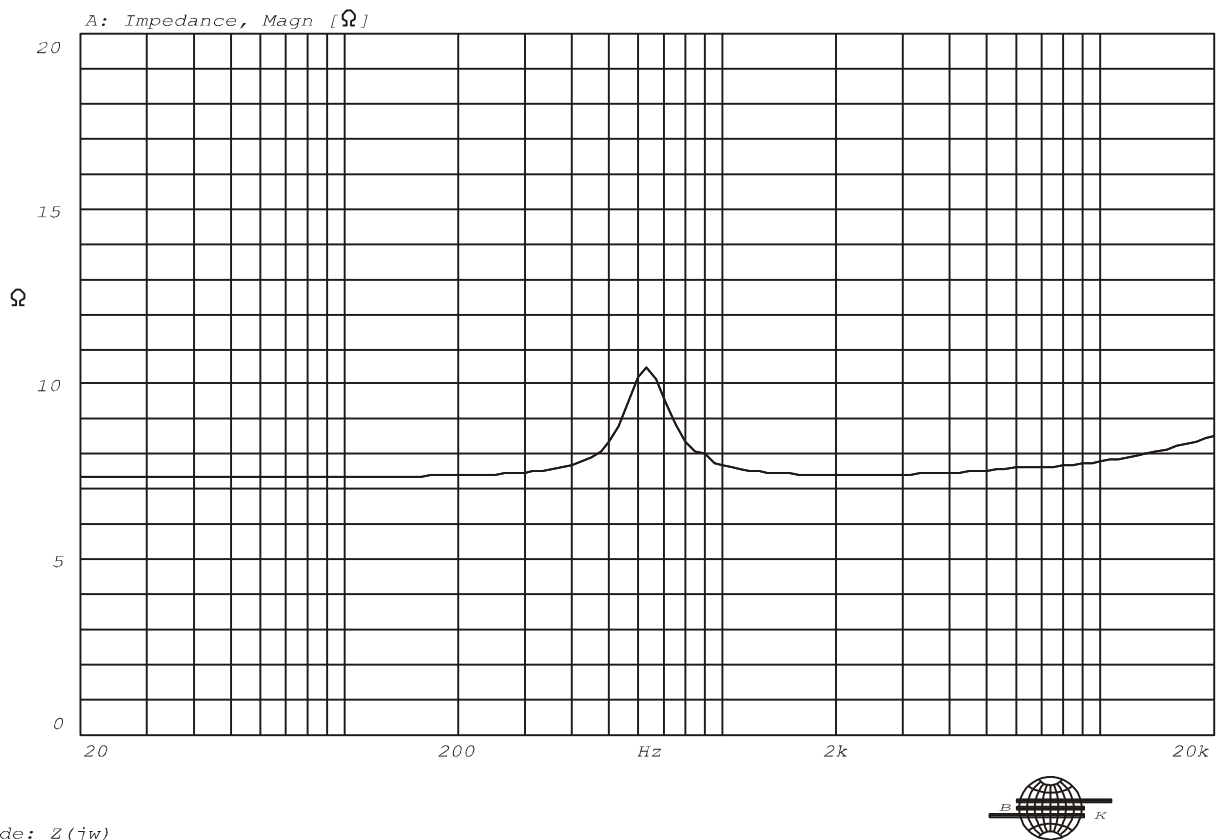


## 2-3. Frequency Response Curve

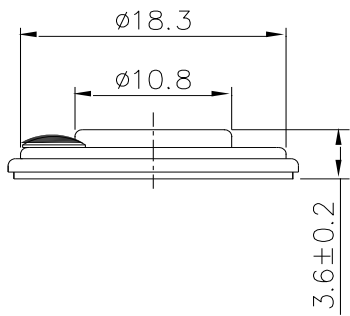
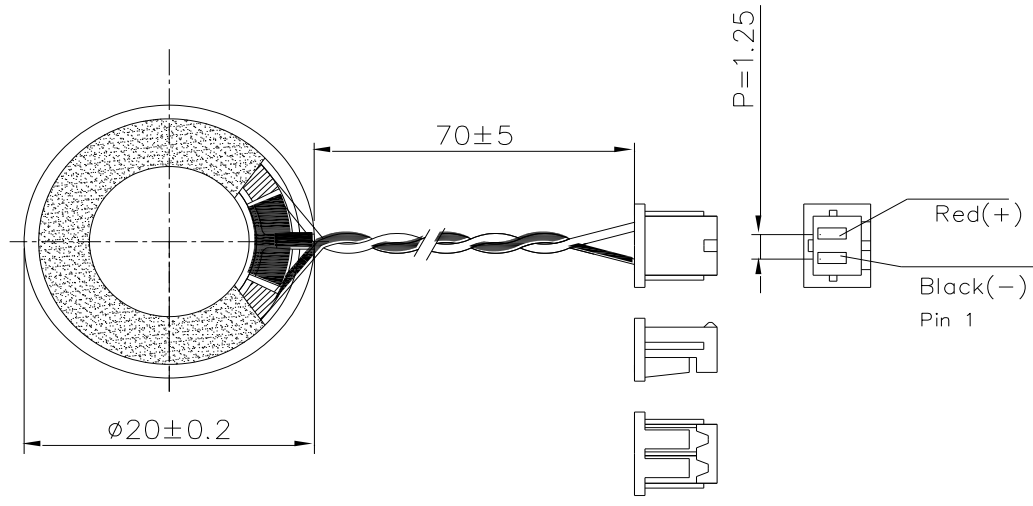


## 2-4. Impedance Curve

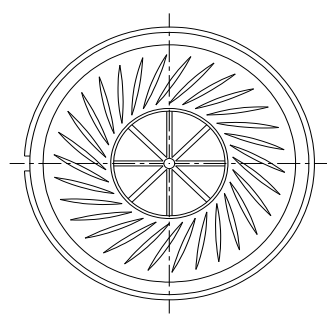
IMPEDANCE MEASUREMENTS: Measurement of Impedance  $Z(j\omega)$   
 ZA:Live Curve Impedance  $\Omega$



REV NO.	REVISION NOTE	APPROVAL	DATE
---------	---------------	----------	------

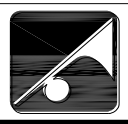


WIRE : UL 1571 , 30 AWG .  
CONNECTOR : MOLEX 51021-0200 Capable .



RoHS

TITLE:	DYNAMIC SPEAKER	DRAWN:	TQM	2008/02/08	SCALE:	1:1	SHEET:	1 : 1
PART NO.	AK-2008EB-16C2	DESIGNED:	R & D OF AAT		UNITS:	mm		
DWG NO.	DST-1034	CHECKED:			TOLERANCE	± 0.5		
		APPROVAL:			UNLESS OTHERWISE SPECIFIED:			
		MATERIAL:	XXX		ONE PLACE DECIMAL ± ***			
					TWO PLACE DECIMAL ± ***			
					THREE PLACE DECIMAL ± ***			



苙翔科技股份有限公司  
ADVANCED ACOUSTIC TECHNOLOGY CORPORATION

## 4.RELIABILITY TESTS

Items.		Specifications
01	High temp. Test	Keep 96 hours at $+70^{\circ}\text{C}\pm 3^{\circ}\text{C}$ and leave 3 hours in normal temperature and then check
02	Low temp. Test	Keep 96 hours at $-30^{\circ}\text{C}\pm 3^{\circ}\text{C}$ and leave 3 hours in normal temperature and then check
03	Humidity test	Keep 96 hours at $+60^{\circ}\text{C}\pm 3^{\circ}\text{C}$ relative humidity 95% and leave 3 hours in normal temperature and then checked.
04	Temp./Humidity cycle	<p>The part shall be subjected 5 cycles. One cycle shall be 12 hours and consist of;</p>
05	Thermal cycle test.	Low temperature: $-30^{\circ}\text{C}\pm 3^{\circ}\text{C}$ , temperature: $+70^{\circ}\text{C}\pm 3^{\circ}\text{C}$ , cycle: 1 hour/cycle each, and then keep 5 cycles in a room.
06	Vibration	10~200~10Hz sin-wave sweep 15min. 5G(constant) X,Y, Z 3 direction. 2 hours each, total 6 hours.
07	Fix drop test	Fix on jig. Then drop from 152cm height to the concrete floor X,y, z 6 direction. 5 times each, total 30 times.
08	Free drop test	Free drop from 100cm height to the concrete floor X,Y, Z 6 direction. 1 times each, total 6 times.
09	Load test	Rated Power White noise is applied for 96 hours
10	Max Power test	Max power 1 min. on - 2 min. off 10 cycles.
11	Terminal strength test	Capable of withstand 1kg load for 30 seconds without resulting in any damage or rejection.
<p><b>Criterion :</b></p> <p><b>After these test , the change of S.P.L shall be within <math>\pm 3</math> dB</b></p>		

## SOLDERING CONDITION

Recommend using constant branding iron in **30W**, and in temperature range  **$350\pm 10^{\circ}\text{C}$** .

Soldering time **2** seconds.