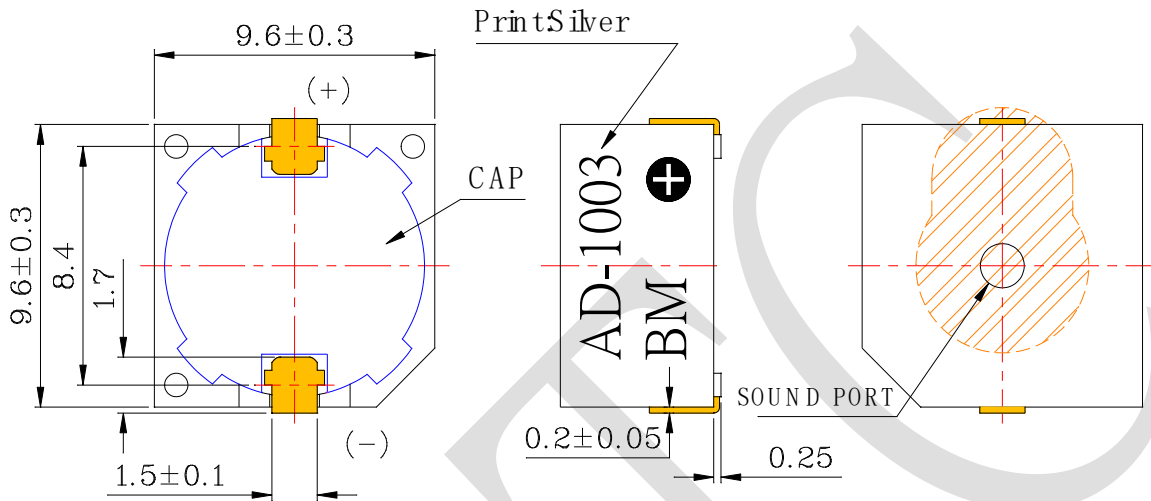


1. SPECIFICATION

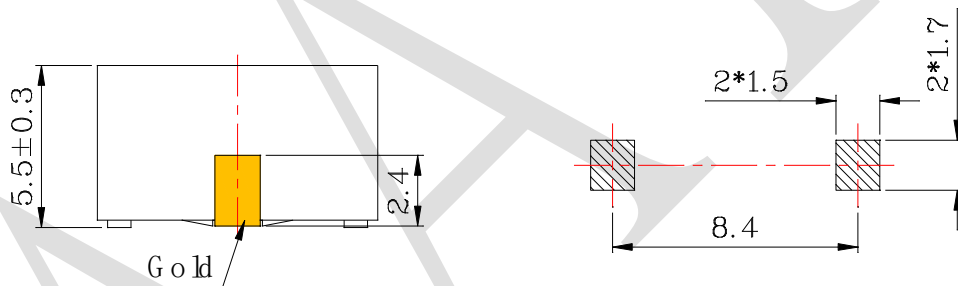
AD-1003-BM

| ITEM | | UNITS | SPECIFICATIONS | CONDITIONS |
|------|----------------------|---------------|----------------|--|
| 01 | Rated Voltage | V | 3 | |
| 02 | Operating Voltage | V | 2 ~ 5 | |
| 03 | Consumption Current | mA (Max) | 30 | Rated Voltage |
| 04 | Resonant Frequency | Hz | 2700± 300 | Rated Voltage |
| 05 | Response times | ms | ≥ 100 | |
| 06 | Sound pressure level | dB(A) Min. | 80 | Distance at 10cm Rated Voltage / Resonant Frequency |
| 07 | Operating Temp. | °C | -20 ~ +70 | |
| 08 | Storage Temp. | °C | -30 ~ +85 | |
| 09 | Weight | g | 1.5 | |

| | | | |
|---------|---------------|----------|------|
| REV NO. | REVISION NOTE | APPROVAL | DATE |
|---------|---------------|----------|------|




RECOMMENDED P.C.B LAYOUT



EU RoHS 2 Annex III Exemption list

7(a) Lead in high melting temperature type solders (i.e. lead-based alloys containing 85 % by weight or more lead).



RoHS

| | | | | | |
|-------------------------------|-----|------------------------|----------|---------------------------|-----------------------------|
| TITLE: SOUND TRANSDUCER (SMD) | | DRAWN: Sunny | 2017-3-8 | SCALE: 1:1 | SHEET: 1 : 1 |
| PART NO. AD-1003-BM | | DESIGNED: R & D OF AAT | | UNITS: mm | |
| DWG NO. FD-101130 | | CHECKED: | | TOLERANCE ± 0.5 | UNLESS OTHERWISE SPECIFIED: |
| | | APPROVAL: | | ONE PLACE DECIMAL ± *** | TWO PLACE DECIMAL ± *** |
| | 5 | MATERIAL: PPS | | THREE PLACE DECIMAL ± *** | |
| | REV | | | | |



ADVANCED ACOUSTIC TECHNOLOGY CORPORATION

For more information, please contact AATC.

AATC