






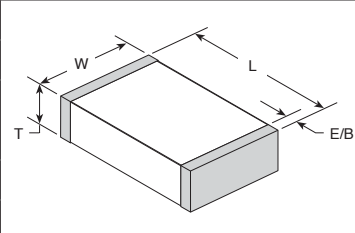


# SURFACE MOUNT MLCCs 10 - 200 VDC

CASE SIZE			Voltage	AVAILABLE CAPACITANCE CODE																									
JDI	Inches	mm		0R5	XRX	100	120	150	180	220	270	330	390	470	560	680	820	101	121	151	181	221	271	331	391	471	561	681	821
R05 	0201	(0603) L .024 ±.001 (0.60 ±.03) W .012 ±.001 (0.30 ±.03) T .012 ±.001 (0.30 ±.03) EB .006 ±.002 (0.15±.05)	25V	█																									
			16V												█														
			10V																			█							
R07 	0402	(1005) L .040 ±.004 (1.02 ±.10) W .020 ±.004 (0.51 ±.10) T .025 Max. (0.64) EB .008 ±.004 (0.20±.10)	50V	█											█														
			25V	█											█														
			16V																										
			10V																										
R14 	0603	(1608) L .063 ±.008 (1.60 ±.20) W .032 ±.008 (0.81 ±.20) T .035 Max. (0.89) EB .010±.005 (.25±.13)	200V	█											█														
			100V	█											█														
			50V	█											█														
			25V												█														
			16V																										
R15 	0805	(2012) L .080 ±.010 (2.03 ±.25) W .050 ±.010 (1.27 ±.25) T .050 Max. (1.27) EB .020±.010 (0.51±.25)	200V	█											█														
			100V	█											█														
			50V	█											█														
			25V												█														
			16V																										
R18 	1206	(3216) L .125 ±.010 (3.17 ±.25) W .062 ±.010 (1.57 ±.25) T .050 Max. (1.27) EB .020 ±.010 (0.51 ±.25)	200V	█											█														
			100V	█											█														
			50V	█											█														
			25V												█														
			16V																										
S41 	1210	(3224) L .125 ±.010 (3.18 ±.25) W .095 ±.010 (2.41 ±.25) T .065 Max. (1.65) EB .020 ±.010 (0.51 ±.25)	200V	█											█														
			100V	█											█														
			50V	█											█														
			25V												█														
			16V																										
S43 	1812	(4532) L .175 ±.010 (4.45 ±.25) W .125 ±.010 (3.17 ±.25) T .085 Max. (2.16) EB .025 ±.015 (0.64 ±.38)	200V	█											█														
			100V	█											█														
			50V	█											█														
			25V												█														
			16V												█														



AVAILABLE CAPACITANCE CODE																						Voltage	CASE SIZE																		
122	152	182	222	272	332	392	472	562	822	103	123	153	183	223	273	333	473	563	683	823	104			224	334	474	105	225	335	475	106	476	107								
																																			25V	0201 R05					
																																			16V						
																																					10V				
																																				50V	0402 R07				
																																				25V					
																																						16V			
																																							10V		
																																					200V	0603 R14			
																																					100V				
																																							50V		
																																								25V	
																																								16V	
																																						200V	0805 R15		
																																						100V			
																																								50V	
																																								25V	
																																									16V
																																							200V	1206 R18	
																																							100V		
																																							50V		
																																									25V
																																									16V
																																							200V	1210 S41	
																																							100V		
																																							50V		
																																									25V
																																									16V
																																							200V	1812 S43	
																																							100V		
																																							50V		
																																									25V
																																									16V