






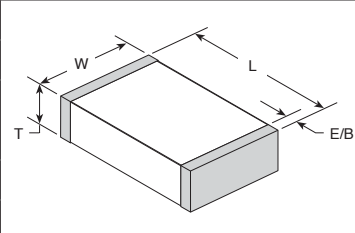


SURFACE MOUNT MLCCs 10 - 200 VDC

CASE SIZE			Voltage	AVAILABLE CAPACITANCE CODE																									
JDI	Inches	mm		0R5	XRX	100	120	150	180	220	270	330	390	470	560	680	820	101	121	151	181	221	271	331	391	471	561	681	821
R05 	0201	(0603) L .024 ±.001 (0.60 ±.03) W .012 ±.001 (0.30 ±.03) T .012 ±.001 (0.30 ±.03) EB .006 ±.002 (0.15±.05)	25V	█																									
			16V												█														
			10V																			█							
R07 	0402	(1005) L .040 ±.004 (1.02 ±.10) W .020 ±.004 (0.51 ±.10) T .025 Max. (0.64) EB .008 ±.004 (0.20±.10)	50V	█											█														
			25V	█											█														
			16V																										
			10V																										
R14 	0603	(1608) L .063 ±.008 (1.60 ±.20) W .032 ±.008 (0.81 ±.20) T .035 Max. (0.89) EB .010±.005 (.25±.13)	200V	█											█														
			100V	█											█														
			50V	█											█														
			25V												█														
			16V																										
R15 	0805	(2012) L .080 ±.010 (2.03 ±.25) W .050 ±.010 (1.27 ±.25) T .050 Max. (1.27) EB .020±.010 (0.51±.25)	200V	█											█														
			100V	█											█														
			50V	█											█														
			25V												█														
			16V																										
R18 	1206	(3216) L .125 ±.010 (3.17 ±.25) W .062 ±.010 (1.57 ±.25) T .050 Max. (1.27) EB .020 ±.010 (0.51 ±.25)	200V	█											█														
			100V	█											█														
			50V	█											█														
			25V												█														
			16V																										
S41 	1210	(3224) L .125 ±.010 (3.18 ±.25) W .095 ±.010 (2.41 ±.25) T .065 Max. (1.65) EB .020 ±.010 (0.51 ±.25)	200V	█											█														
			100V	█											█														
			50V	█											█														
			25V												█														
			16V																										
S43 	1812	(4532) L .175 ±.010 (4.45 ±.25) W .125 ±.010 (3.17 ±.25) T .085 Max. (2.16) EB .025 ±.015 (0.64 ±.38)	200V	█											█														
			100V	█											█														
			50V	█											█														
			25V												█														
			16V												█														



AVAILABLE CAPACITANCE CODE																				Voltage	CASE SIZE										
122	152	182	222	272	332	392	472	562	822	103	123	153	183	223	273	333	473	563	683			823	104	224	334	474	105	225	335	475	106
																						25V	0201 R05								
																						16V									
																						10V									
																						50V	0402 R07								
																						25V									
																						16V									
																						10V									
																						200V	0603 R14								
																						100V									
																						50V									
																						25V									
																						16V									
																						200V	0805 R15								
																						100V									
																						50V									
																						25V									
																						16V									
																						200V	1206 R18								
																						100V									
																						50V									
																						25V									
																						16V									
																						200V	1210 S41								
																						100V									
																						50V									
																						25V									
																						16V									
																						200V	1812 S43								
																						100V									
																						50V									
																						25V									
																						16V									